PROJECTS



GENERAL PERSPECTIVE



EXTERIOR VIEW

ROOF WOOD VIEW

3D VIEW MAIN ACCESS

PROGRAM

TRUCK TURNING	702 m²
SUPERMARKET	1099 m²
STORE	3958 m²
SERVICE	5305 m²
RETAIL	2200 m²
PUBLIC CARPARK	2522 m²
PRIVATE CARPARK	21051 m²
PLAZA (OUTDOORS PODIUM)	3728 m²
OUTDOORS GROUND FLOOR	2907 m²
GYM	692 m²
GARDEN	776 m²
CIRCULATION	13586 m²
CHILD CARE _ OUTDOOR PLAY SPACE	499 m²
CHILD CARE _ INDOOR	716 m²
CHILD CARE _ ENTREE	86 m²
AQUATIC CENTRE	3453 m²
APARTMENTS	56286 m²
APARTMENT FOYER	391 m²
AESTHETIC / MEDICAL WELLNESS	2695 m²
CENTRE	702 m²
TRUCK TURNING	
Total surface	122651m²

Mixed Cultural, Residential and Office building

Description:

The roof play a huge role in this project, as it involves a series of buildings with differents uses and a couple of towers with offices and residential levels that emerge from a large undulationg timber surface.
The roof is formed by a succession of tringles in wood, aluminium and glass. These triangulation was created throught parametric Revit families.

Phase:

Design Development

BIM resources:

Revit, Rhino & Grasshopper



ROBERTO GUZMAN
ARCHITECT

East Mixed Complex _ Convention Center

Year: 2017 -2018 _ Location: Fremantle, WESTERN AUSTRALIA



Longitudinal section

Zoning Scheme

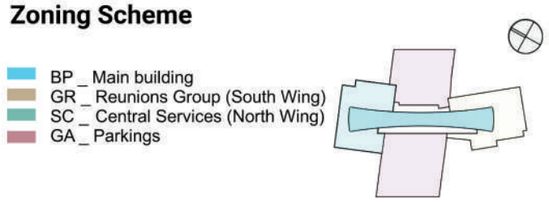

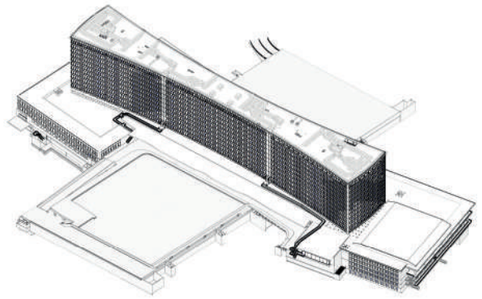

Axonometric View



North-West view



Cross section



South-East view

International Organisation

Description:

I worked at the head of BIM in the works for the renovation of the International Labor Office (ILO).

This project started with the complete ILO survey on site plus technical support of construction details on original paper plans, which were transcribed into a 2D database on Autocad, to then be able to fully develop the BIM model in Revit.

In this work, my role was to manage the BIM model from the project to construction phases.

Phase:

Design Development

BIM resources:

Revit

SURFACES

Total Board Area		
	BP	55625m²
	GR	25328m²
	SC	32264m²
	GA	39267m²
Total Glazing Surface		9845m²
Total Surface of Facades		25400m²
Total Volumes		490420m²

ROBERTO GUZMAN
ARCHITECT

ILO - International Labour Office

Year: 2012 - 2014 _ Location: Geneva, SWITZERLAND

North-East view

SC01-M3
MEZZANINE

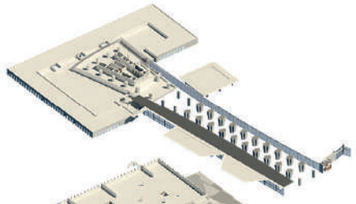

SC02-R3
GROUND FLOOR 3

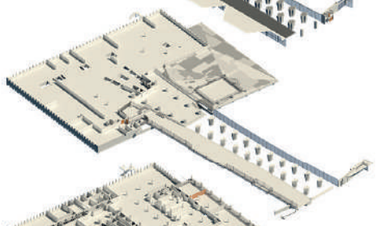

SC03-R2
GROUND FLOOR 2



SC04-R1
GROUND FLOOR 1



SC05-S1
BASEMENT 1

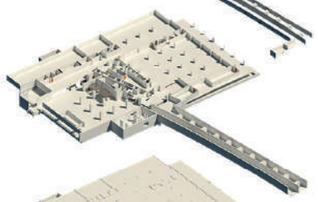

SC06-S2
BASEMENT 2



SC07-S3
BASEMENT 3

BP-TT
ROOF

BP-11

BP-10



BP-09



BP-08

BP-07

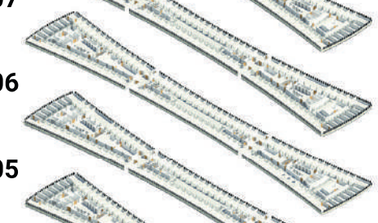

BP-06



BP-05

BP-04



BP-03

BP-02

BP-01

BP-00
Technic Level



GR01-M3
MEZZANINE 3

GR02-R3
GROUND FLOOR 3



GR03-M2
MEZZANINE 2

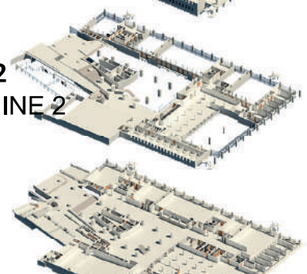

GR04-R2
GROUND FLOOR 2

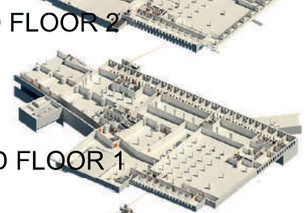

GR05-R1
GROUND FLOOR 1

GR06-S1
BASEMENT 1

GR07-S2
BASEMENT 2

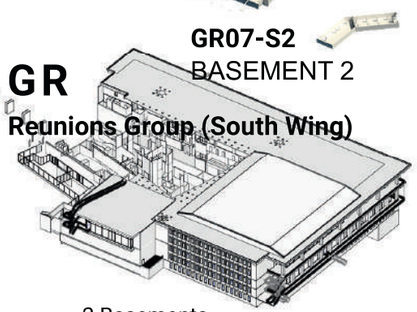

PROGRAM

	SC	BP	GR	GA
Workspaces	■	■	■	□
Meeting spaces	■	■	■	□
Meeting space	■	■	■	□
Storage spaces	■	■	■	□
Medical service	□	■	□	□
Postal service	■	□	□	□
Commercial activities	□	□	■	□
Preparation	■	■	□	□
Sanitary	■	■	■	□
Outdoor spaces	□	■	□	□
Logistics	■	■	■	□
Technical local	■	■	■	□
Circulations	■	■	■	□
Parkings	□	□	□	■

SC
Central Services (North Wing)

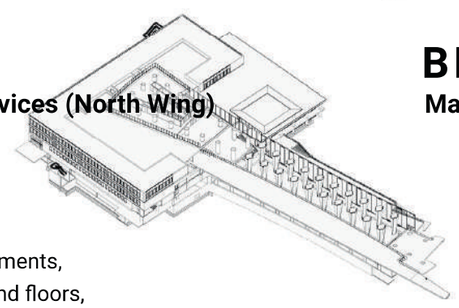

. 3 Basements,
. 2 Ground floors,
Areas: Printing works, deliveries, depots, archives, special offices and restaurants

BP
Main Building

Biconcave shape, 190m length, 32.26m maximum width, and total height of 61.80m
Total area of 4300m²
Total: 18 levels above foundations:
. 4 Basements
. 2 Ground floors (lower and upper)
. 1 Technical floor (Height of 2.73m)
. 11 Floors

GR
Reunions Group (South Wing)

. 2 Basements,
. 2 Ground floors,
. 2 Mezzanines

GA
Parkings

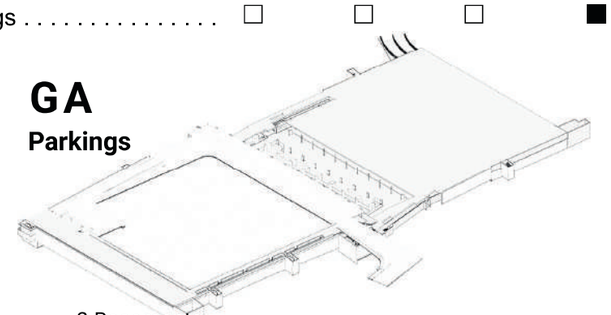

. 3 Basements,
. 1450 parking places

ROBERTO GUZMAN
ARCHITECT

ILO - International Labour Office

Year: 2012 - 2014 _ Location: Geneva, SWITZERLAND

South-West View



Railway Street Facade

Mix complex

Description:

Creation of two office towers located in the neighborhood of West Perth between an existing area of typical art-nouveau buildings, next to the highway to the east and the train station to the West.
The project was planned to be developed in two stages.
First, the office tower located on the corner would be built, and then in the second stage, Tower number two located to the North would be built.

Phase:

Design Development

BIM resources:

Revit

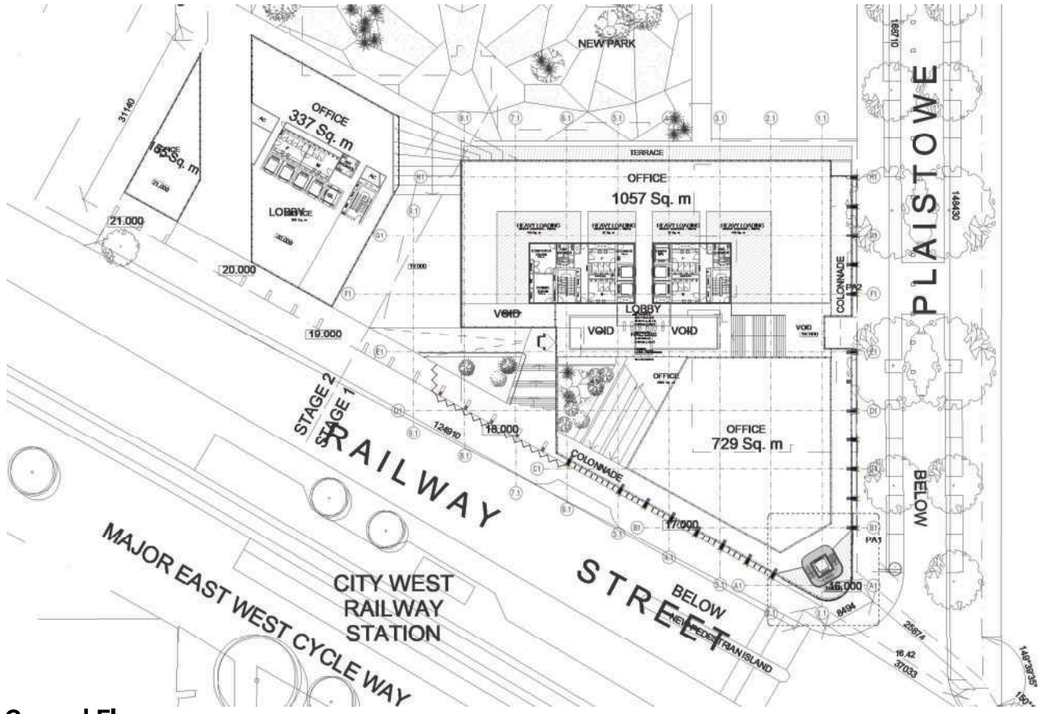

Ground Floor



South-East View



ROBERTO GUZMAN
ARCHITECT

WEST PERTH TOWERS

Year: 2017 -2018 _ Location: WEST PERTH, WESTERN AUSTRALIA

Multi-Office Building

Description:

The facade and interiors of the Australian Tax Office building, located in the center of Perth City, were completely renovated. All the glass curtain walls of the west façade were changed and a double skin was added to the north façade with perforated panels in the shape of a triangular prism.
On the ground floor, all the canopies with metal and wooden structures were renewed at the same time that a glass cover was added.
Le design was made in Revit

Phase:

Design Development & Construction Phase

BIM resources:

Revit,

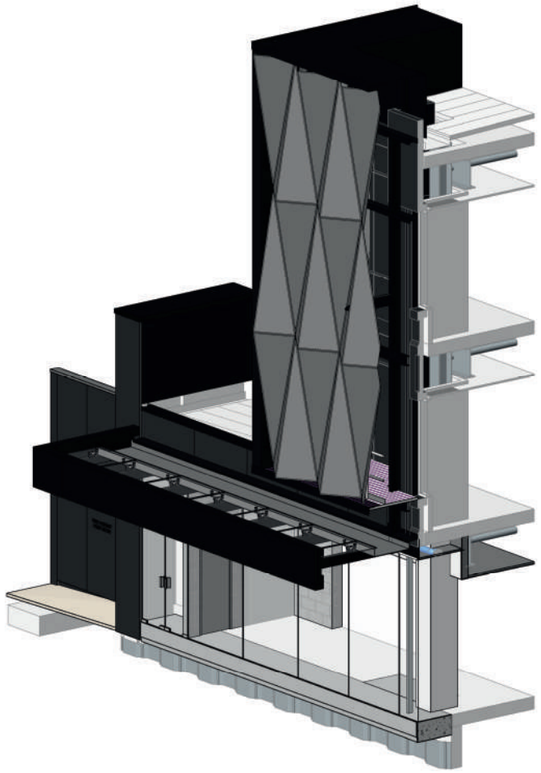

3D CUT METALIC PANELS



MAIN FACADE

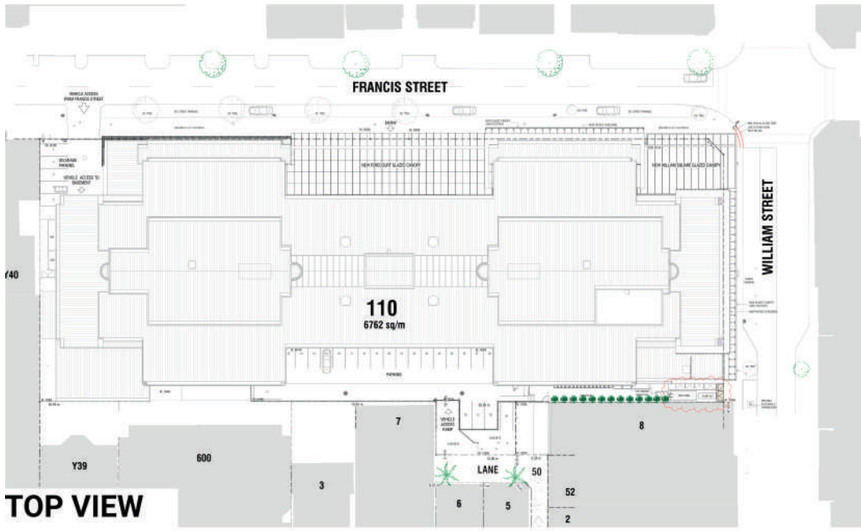

TOP VIEW



3D CUT TIMBER PANELS

3D VIEW ATO FACADES

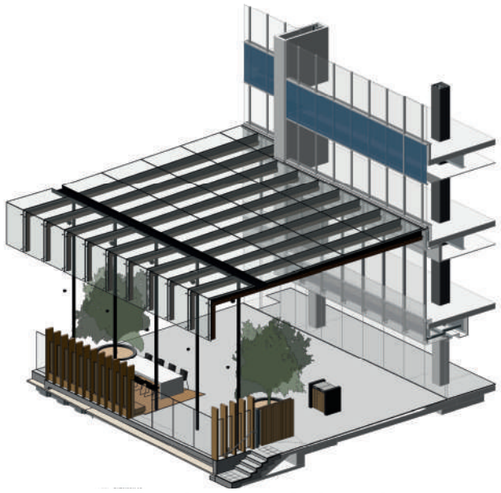

3D DETAIL OF GLAZING CANOPY



ROBERTO GUZMAN
ARCHITECT

ATO - Australia Tax Office

Year: 2015 - 2016 _ Location: Perth, WESTERN AUSTRALIA

3D CUTAWAY

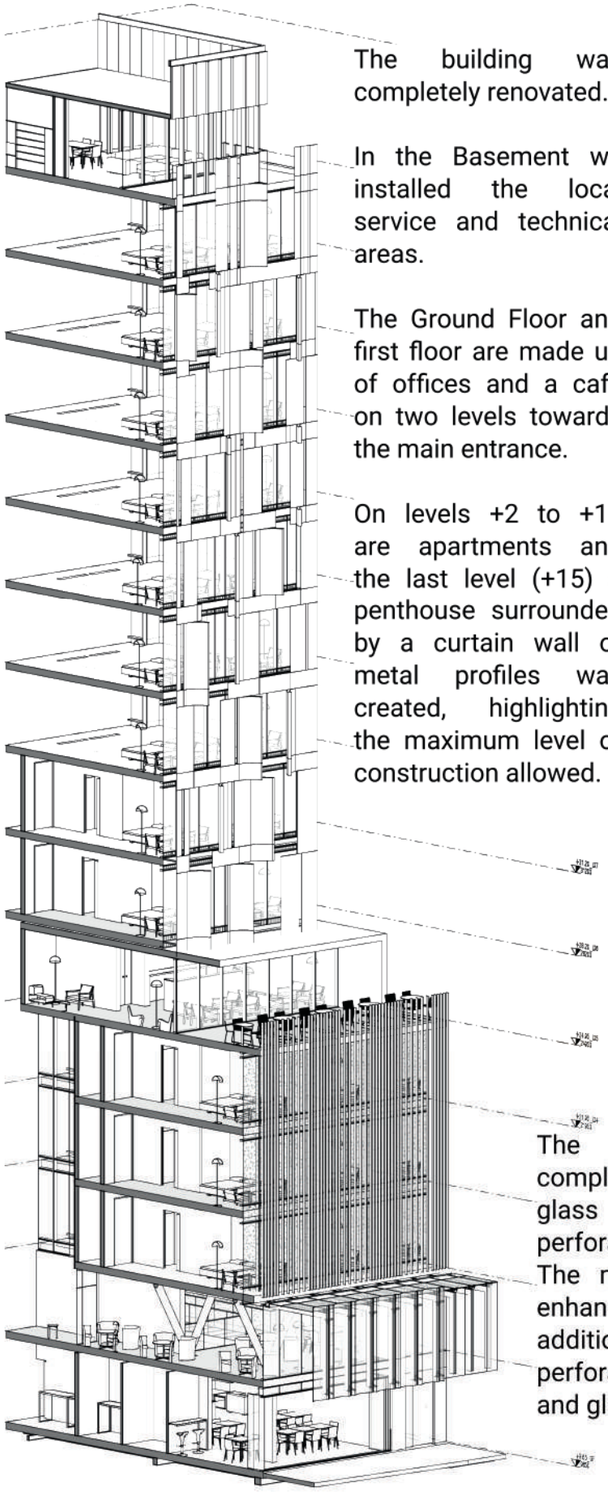

The building was completely renovated.

In the Basement we installed the local service and technical areas.

The Ground Floor and first floor are made up of offices and a cafe on two levels towards the main entrance.

On levels +2 to +14 are apartments and the last level (+15) a penthouse surrounded by a curtain wall of metal profiles was created, highlighting the maximum level of construction allowed.

The facades were completely renovated with glass curtain walls and perforated metal panels. The main entrance was enhanced with the addition of a self-perforated metal canopy and glazed panels.

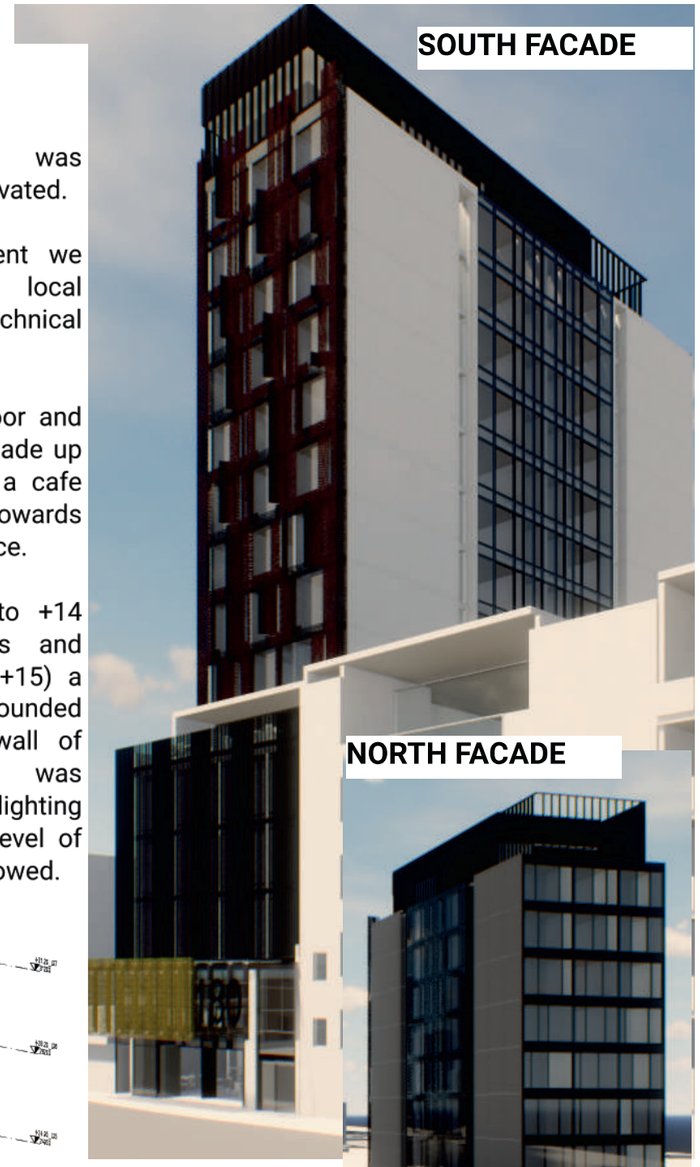



Level +31.20
Seventh Floor

Level +21.95
Fourth Floor

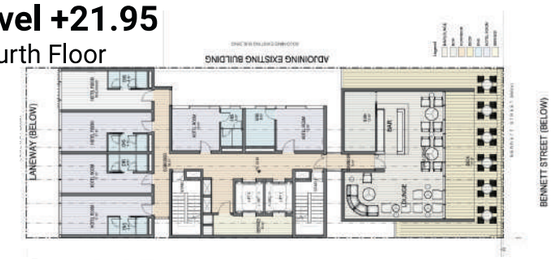

Level +12.95
First Floor

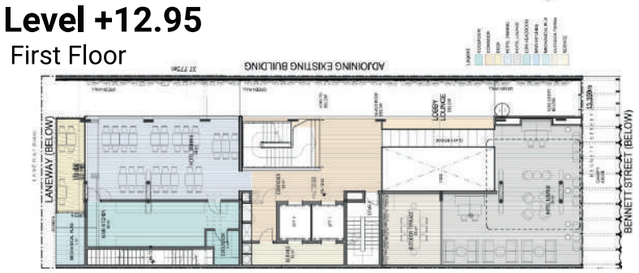

Level +9.65
Ground Floor

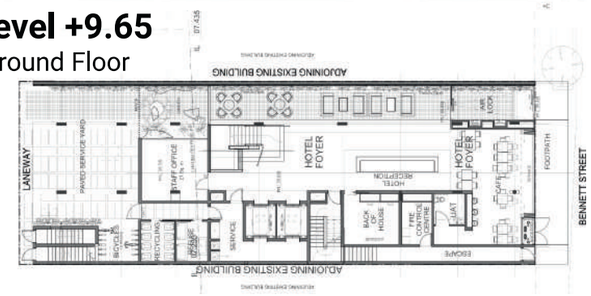

MAIN ENTRY

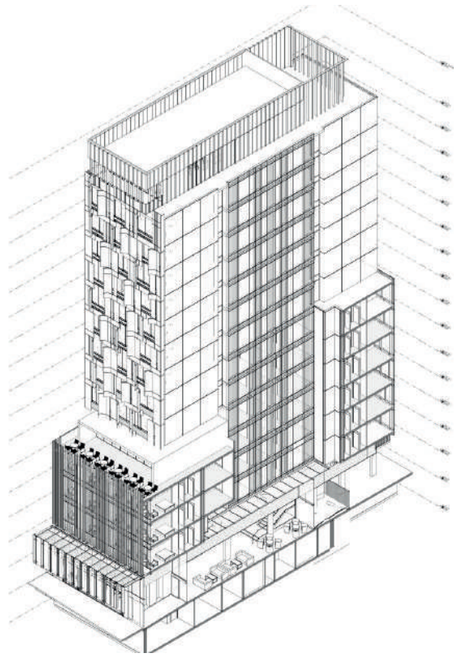

Mix complex

Description:

This was a renovation project for an old building located in Perth City Centre.
It was decided to change the design of the existing facade in prefabricated panels to give a new curtain wall image, as well as the interior spaces would be rehabilitated.
The modeling has been worked entirely in Revit.

Phase:

Design Development

BIM resources:

Revit

ROBERTO GUZMAN
ARCHITECT

BBEP _ BOUTIQUE BUILDING EAST PERTH

Year: 2017 -2018 _ Location: Fremantle, WEST AUSTRALIA

KING PARK STREET

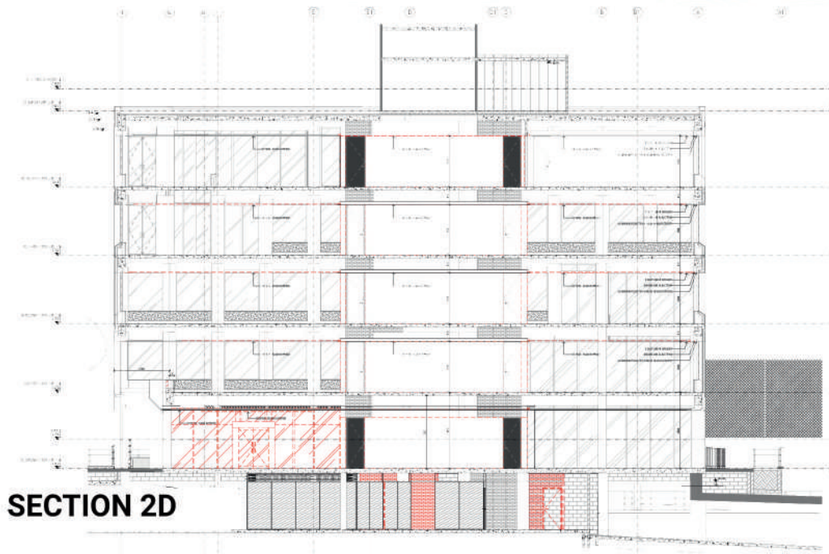

SECTION 2D

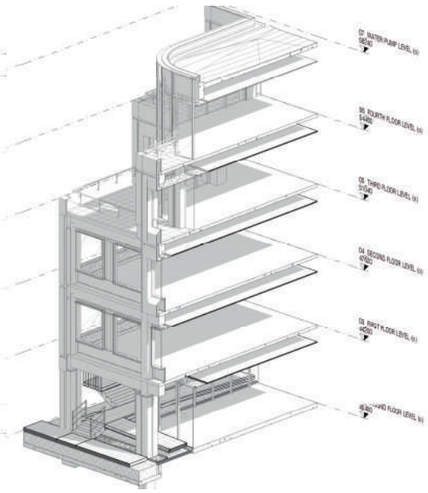

SECTION 3D

MAIN ENTRY

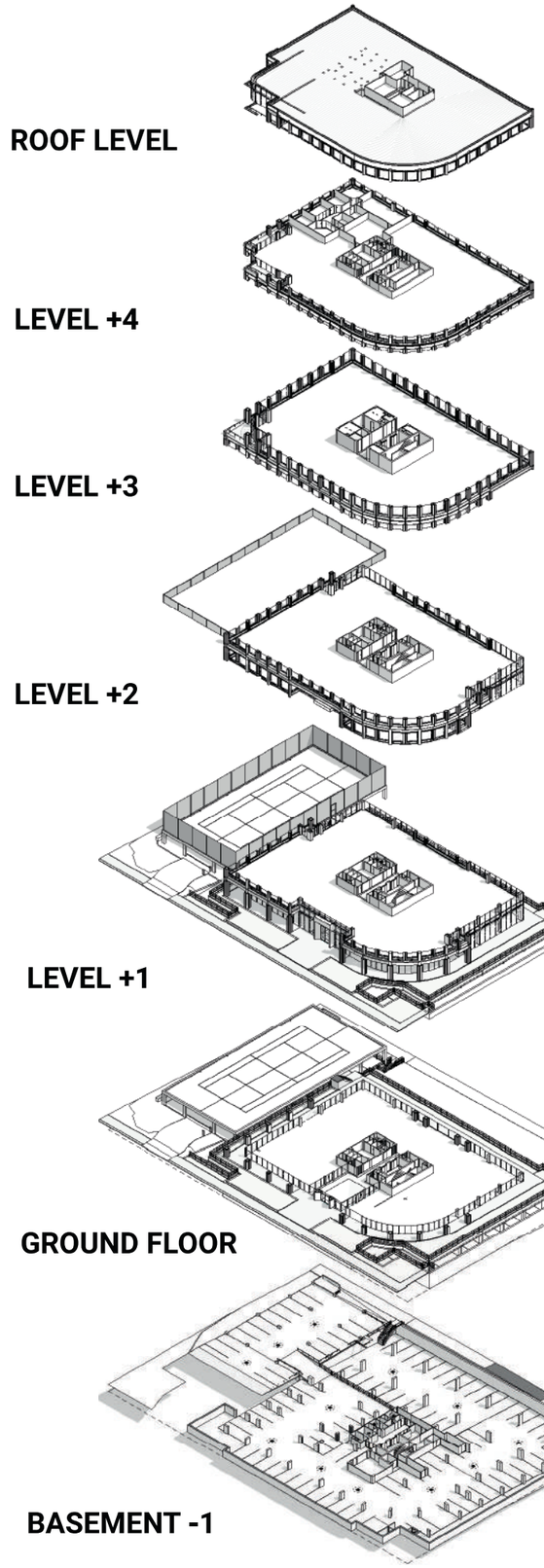

Multi-Office Building

Description:

Refurbishment & Interiors.

In this project, the façade was renovated, changing all the windows, reforming the entrance with a large metal canopy, and the existing tennis court located next to the building was reformed for an outdoor relaxation area with coffee and snack services.

Phase:

Design Development & Construction Phase

BIM resources:

Revit,

ROBERTO GUZMAN
ARCHITECT

King Park Office

Year: 2017 _ Location: Perth, WESTERN AUSTRALIA

EAST VIEW

Educational

Description:

Develop a school project with a special shape that represents stacked books and a pen that joins them.
The facades of the building contain a rich play of organic shapes, interlocking bricks and curtain walls.
The modeling was entirely done with Revit..

Phase:

Design Development

BIM resources:

Revit

MAIN ENTRY

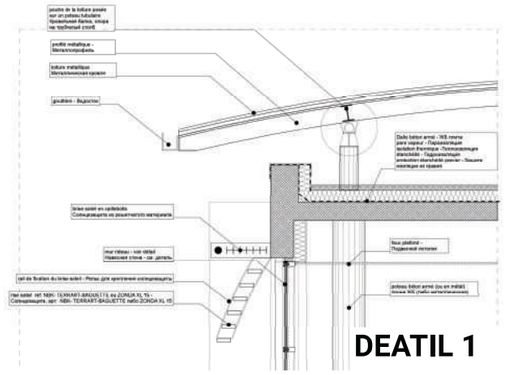

DEATIL 1



VIEW UPPER LEVEL BUILDING E

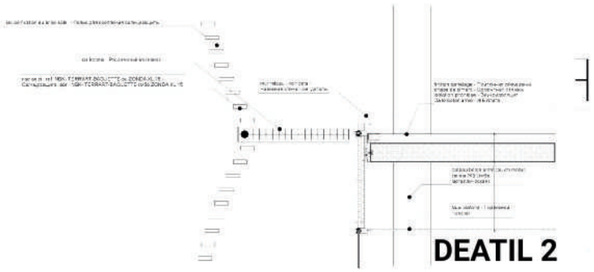

DEATIL 2

BUILDING B VIEW

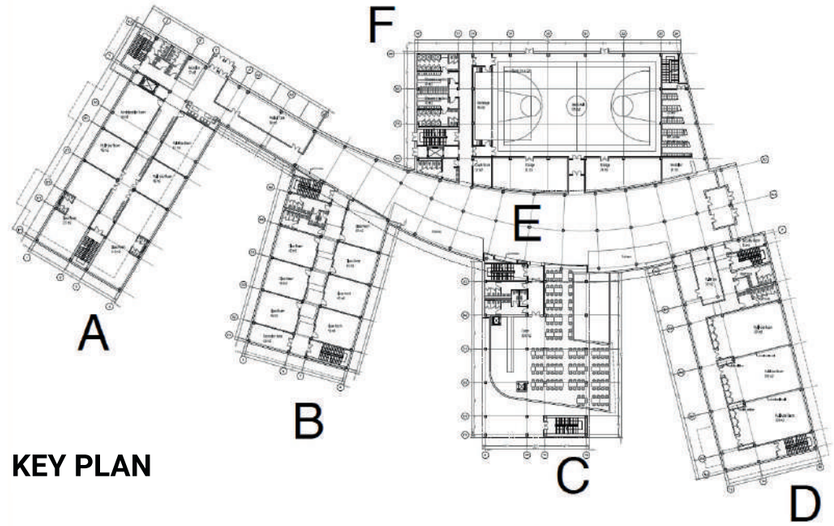

KEY PLAN

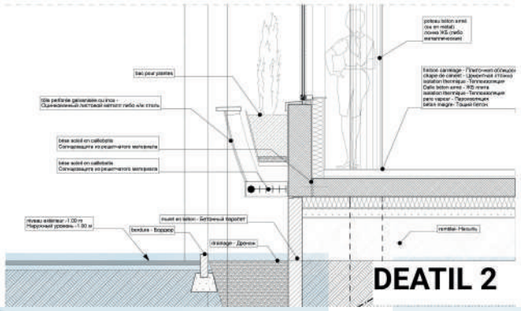

DEATIL 2

NORTH-EAST VIEW

GYM VIEW (BUILING F)



ROBERTO GUZMAN
ARCHITECT

INTERNATIONAL SCHOOL DONETSK - GRYGORIIVSKA

Year: 2011 _ Location: Doneski, UKRAINE

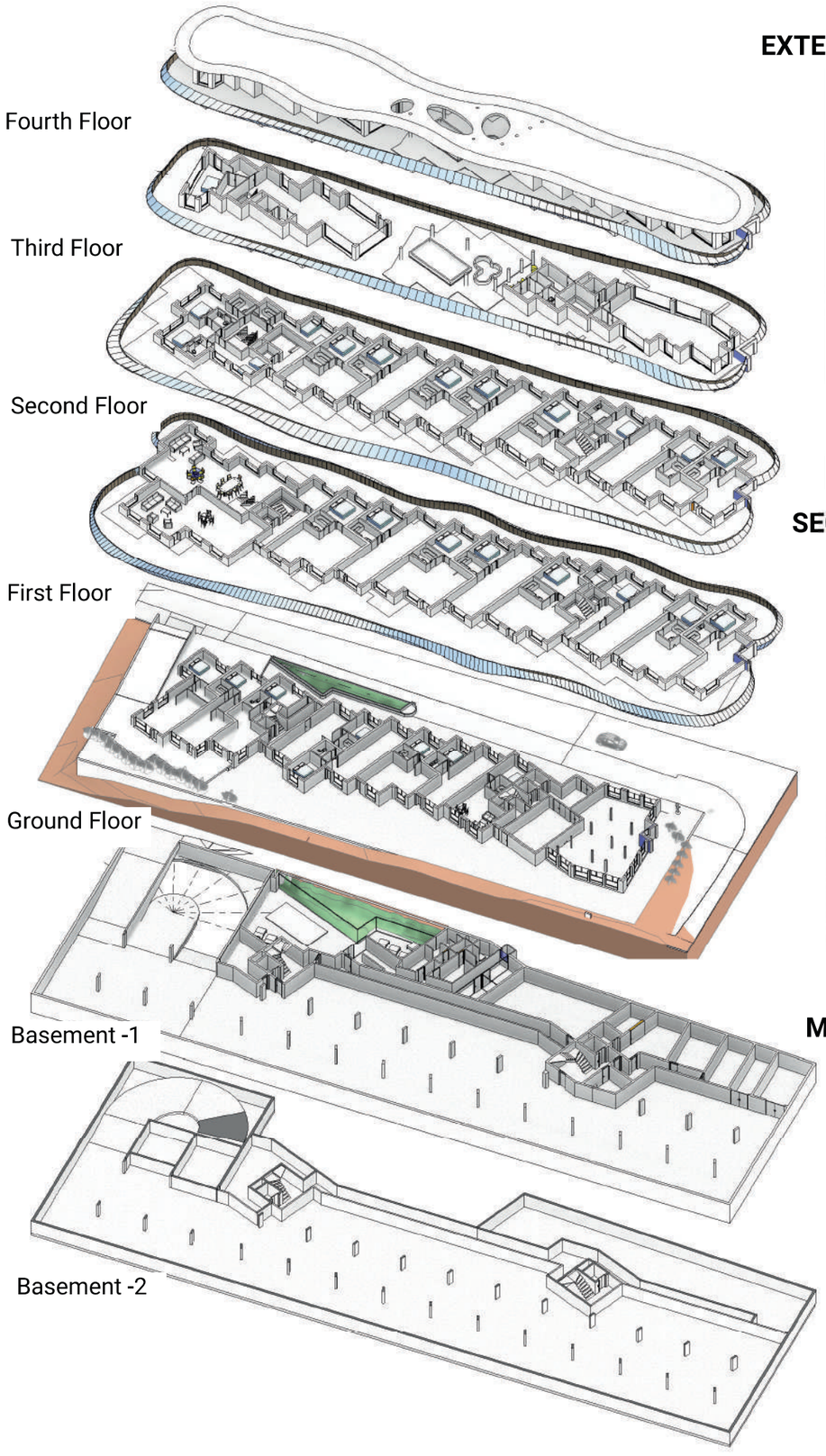

EXTERIOR VIEW

SECTION

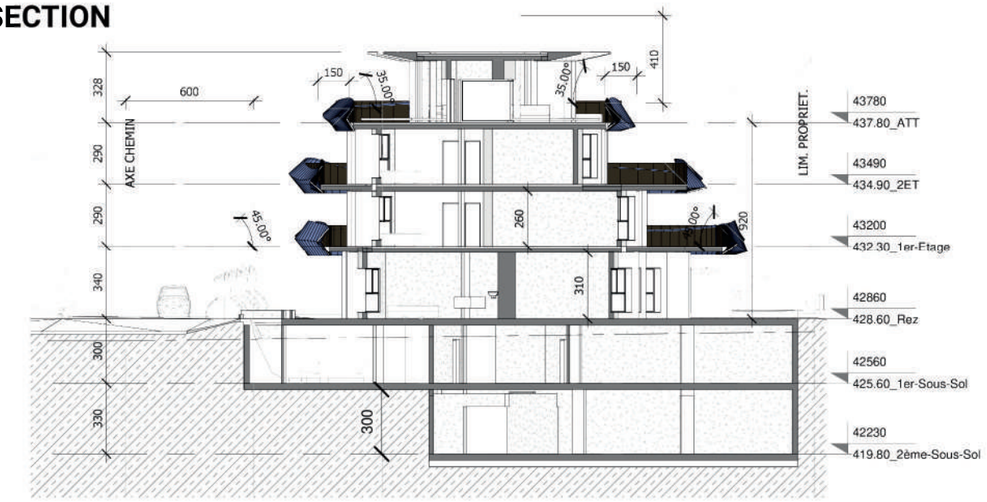

MAIN FACADE

Multi-Ressidential Apartment

Description:

This residential building project located in the Corsier commune in Geneva, had as a client a nautical society of Lake Leman.

The strong image of the design is manifested by the railings on the balconies that represent the waves of water built through 3d printing in lightweight concrete, which allows the ease of organic forms.

The program is made up of single level, duplex and triplex apartments, SPA, Restaurant and covered parking.

Total built area = 2680m²
Land area = 2370m²

Phase:

Concept Design & Design Development

BIM resources:

Revit

ROBERTO GUZMAN
ARCHITECT

CBA _ CORSIER BUILDING APARTMENTS

Year: 2013 _ Location: Geneva, Switzerland







CONNECTION OF INTERIOR LEVELS

MAIN ENTRY

Mixed Retail, Residential and Office Buildings

Description:

The design of this project is based on a strong expression of organic shapes of the curtain walls facades, creating a succession of exterior curves.

This external expression is reinforced by a harmonious succession of luminous organic interior spaces that change from level to level, providing a number of different perspectives as one travels through their corridors and stairs.

Phase:

Design Development

BIM resources:

Revit,



ROBERTO GUZMAN
ARCHITECT

Murdox Complex - Convention Centers

Year: 2017 _ Location: Murdock (Perth), WEST AUSTRALIA



NORTH FACADE

MAIN ENTRY

INTERIOR VIEW

CITY WEST DOME

Mix complex

Description:

Renovation of all existing facades and enlargement of a shopping center in the city science building complex.
A design of new interior spaces destined to the didactic recreation of sciences for children was proposed.

Phase:

Design Development

BIM resources:

Revit



SOUTH-EAST CURTAIN WALL

ROBERTO GUZMAN
ARCHITECT

City West Science Complex

Year: 2019 _ Location: West Perth, WESTERN AUSTRALIA

GLAZING CURTAIN WALL AND PERFORATED PANELS



NORTH CURTAIN WALL FACADE

INTERIOR GARDEN VIEW

SOUTH CURTAIN WALL FACADE

OFFICE BUILDING

Description:

This is a facade renovation project of an old building located in the center of Perth City.
It has been necessary to change the design of the existing facade in precast panels with a new image of curtain wall, as well as the interior spaces have been refurbished.
The modelization has been worked on in its entirety in Revit.

Phase:

Design Development, Construction

BIM resources:

Revit

ROBERTO GUZMAN
ARCHITECT

RENOVATION BUILDING GTCE

Year: 2018 _ Location: Perth City, WESTERN AUSTRALIA

Office Building

Description:

Creation of an office building located in front of Cointrin Airport (Geneva).
In the project I designed the facade and the new building through modeling in Revit.

Phase:

Design Development

BIM resources:

Revit



WEST VIEW

SOUTH-WEST VIEW

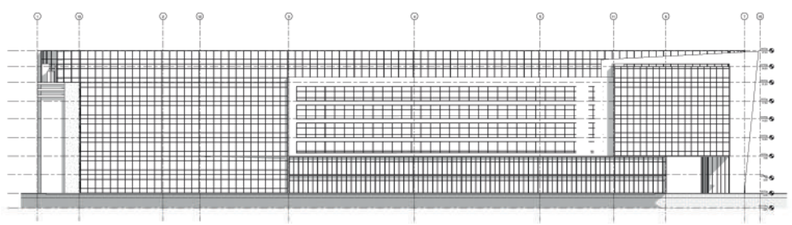

SOUTH FACADE

SOUTH-EAST VIEW

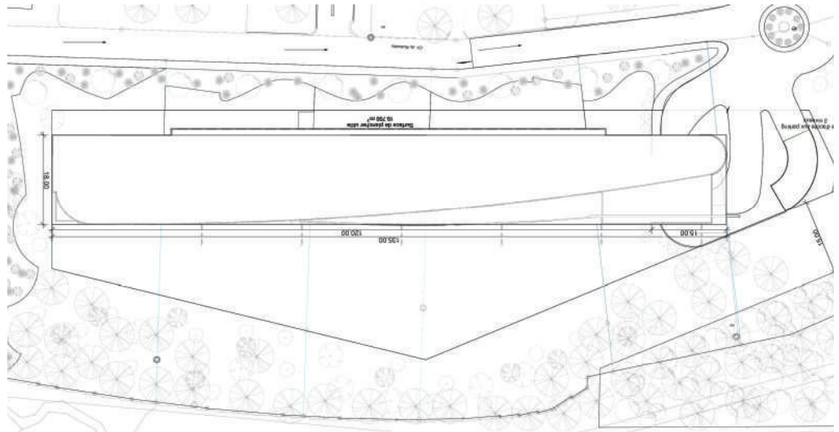

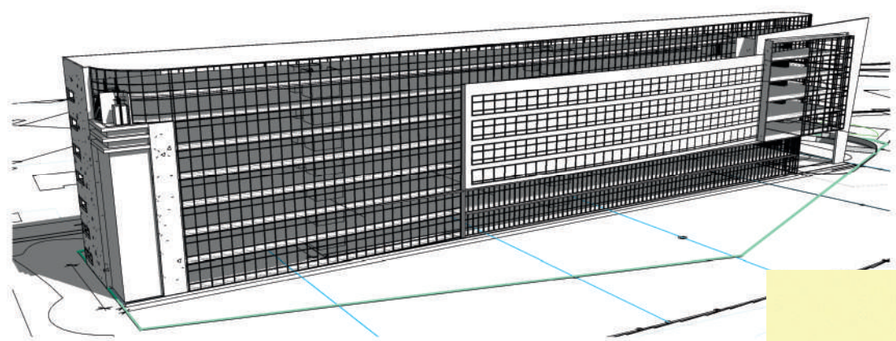

NORTH-EAST VIEW



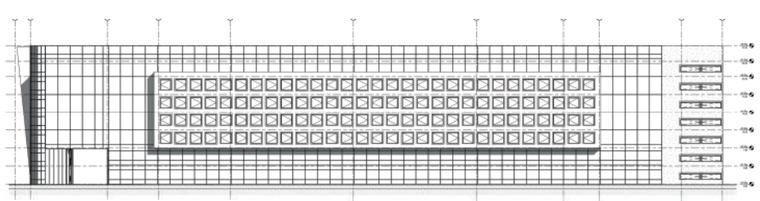

NORTH FACADE

ROBERTO GUZMAN
ARCHITECT

MEYRIN COINTRIN BUILDING

Year: 2012 _ Location: Geneva, SWITZERLAND

Cultural Center

Description:

Development of a complex project involving several high-performance research centers, including a scientific observatory for alpine climate and renewable energies, together with a hotel and a multipurpose room.
The modeling process was done entirely with Revit.

Phase:

Design Development

BIM resources:

Revit



SCHEME ALL BUILINGS

- Centre national et international du livre
- Centre international de formation à distance
- Observatoire scientifique du climat alpin
- Observatoire scientifique des énergies renouvelables
- Salle polyvalente
- Hôtel



WEST VIEW



SOUTH VIEW

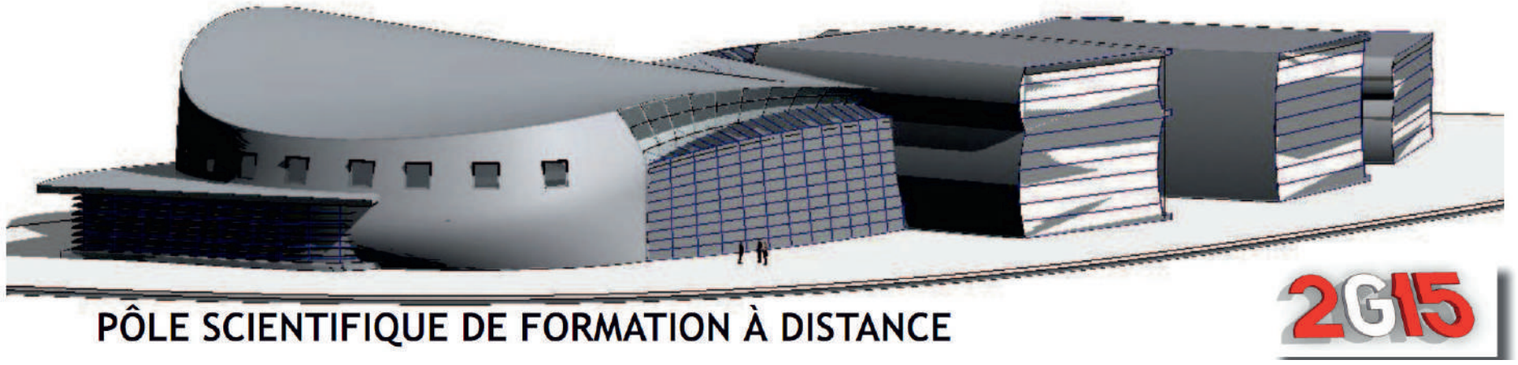

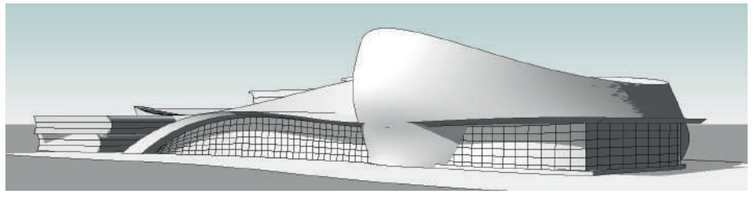

NORTH VIEW

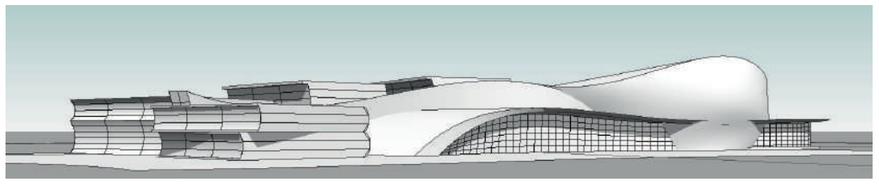

SOUTH-EAST VIEW

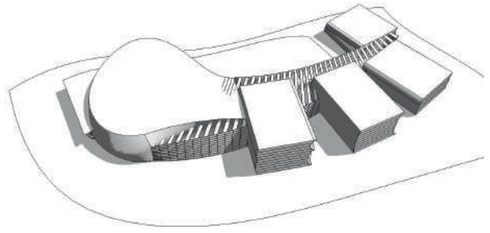

ROBERTO GUZMAN
ARCHITECT

INNOVATION AND TECHNOLOGIES

Year: 2012 _ Location: Valais , SWITZERLAND

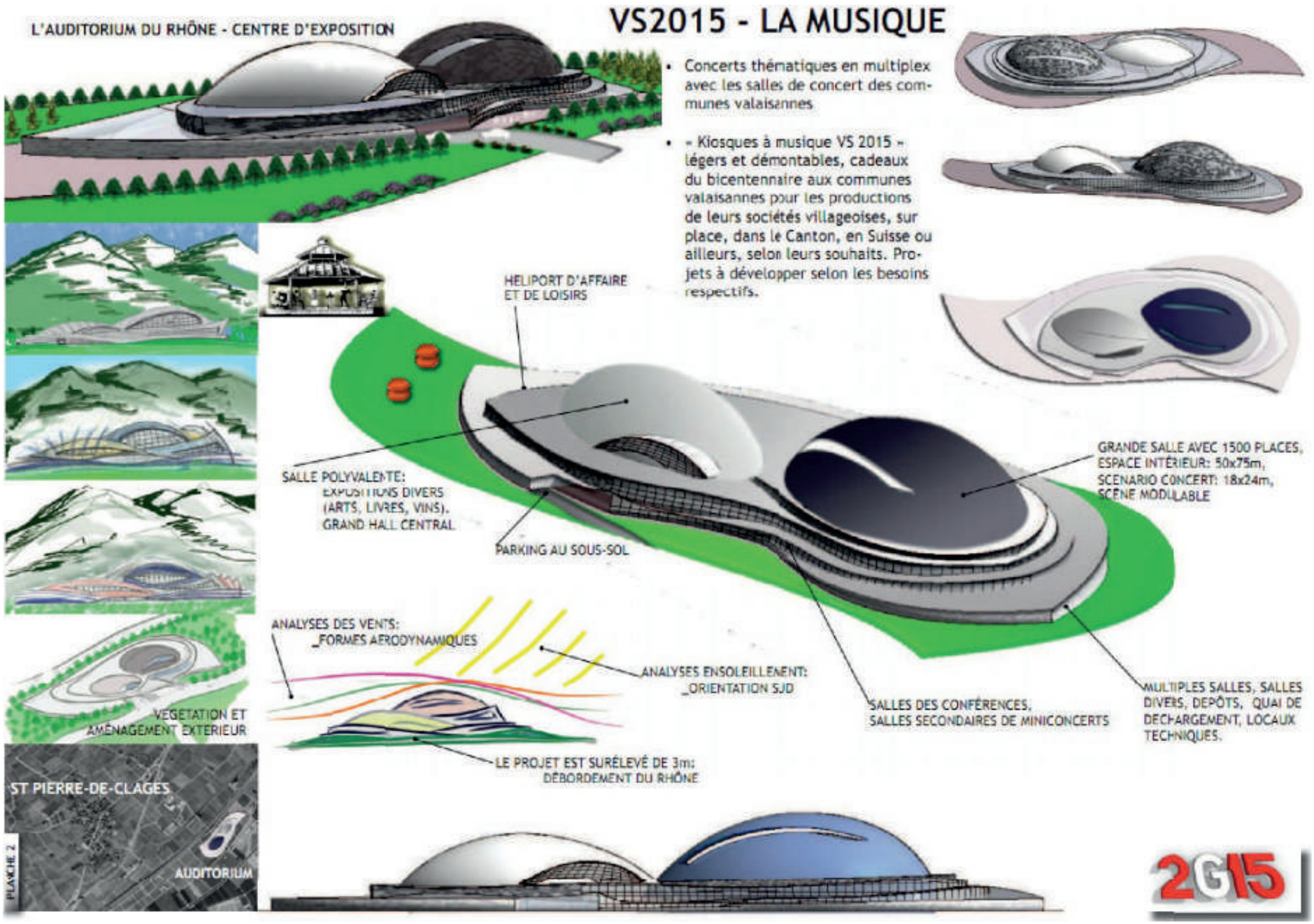

Cultural Center

Description:

In the center of the Valais valley, a project was developed for a cultural complex with an Auditorium, with several study rooms, music workshops and underground parking. The buildings follow an organic form.
Modeling was done in Revit.

Phase:

Design Development

BIM resources:

Revit

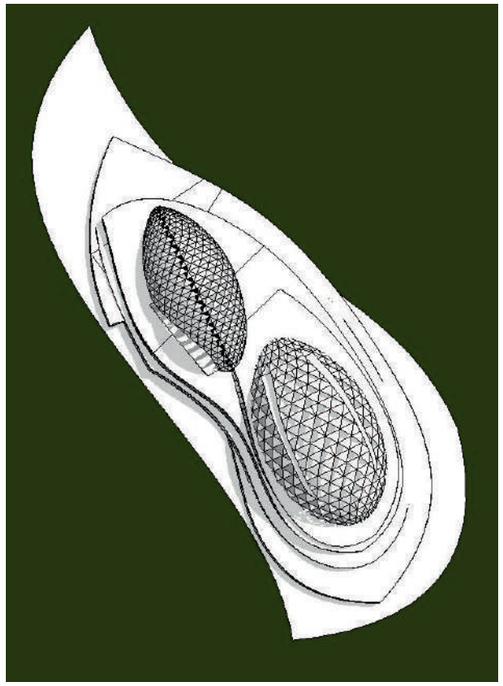

ROBERTO GUZMAN
ARCHITECT

AUDITRIUM LA MUSIQUE

Year: 2012 _ Location: Valais, SWITZERLAND

MAN ENTRY

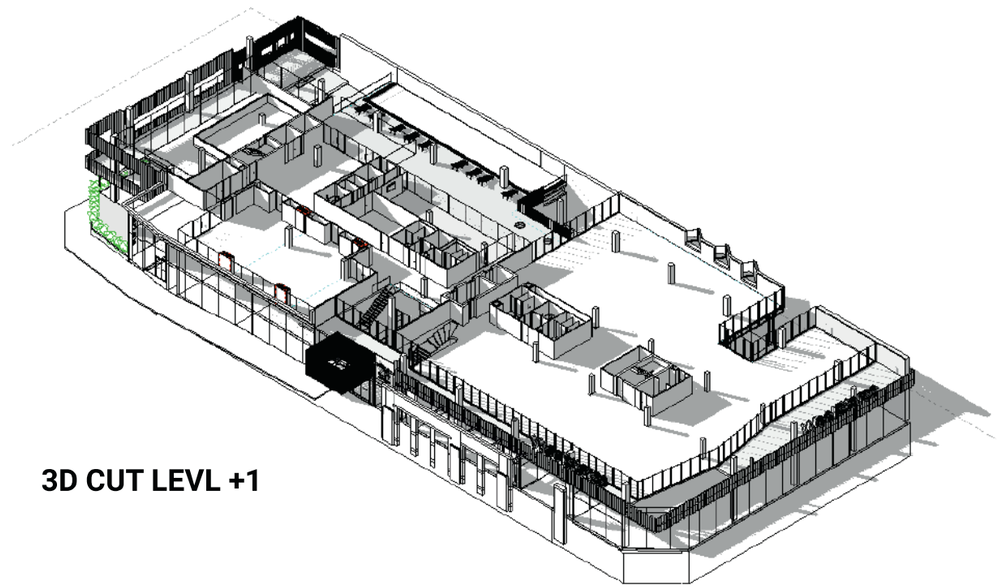

3D CUT LEVL +1

Mix complex

Description:

The project is a mixed complex, located in front of Fremantle harbor. (West Astralia) and planned to be carried out in different stages.
The design is entirely developed in Revit, which is made up of a large supermarket, shops, parking, residential, student housing, offices and a hotel located to the east.
The first stage was expected to begin with the expansion of the supermarket, the renovation of the existing stores, an extension of the public car parks and the creation of the new hotel.
The second stage would begin with the residential building in the northern part of the complex.

Phase:

Design Development

BIM resources:

Revit

SOUTH-WEST VIEW

SOUTH-EAST VIEW

ROBERTO GUZMAN
ARCHITECT

Fremantle Mixed Complex

Year: 2017 -2018 _ Location: Fremantle, WEST AUSTRALIA

ALGORITHMS _ DYNAMO & GRASSHOPPER

ROBERTO GUZMAN
ARCHITECT

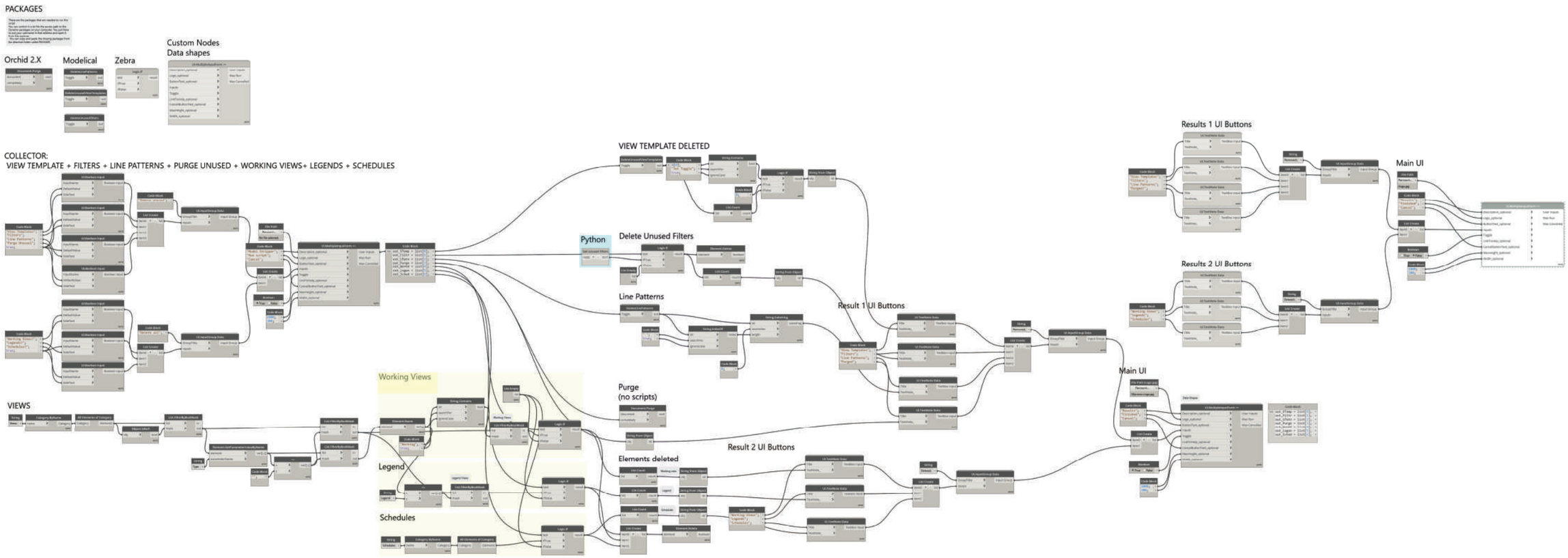

DYNAMO scripts folders

- DIMENSIONS
- DOORS
- DYNAMO PLAYER
- ELEMENTS
- EXCEL
- FACADE
- FAMILY
- FILES
- FILTERS
- ID
- KEYNOTES
- LEVELS
- LINE PATTERN
- LINE STYLE
- LINES
- LINKS
- MARK VALUES
- MATERIALS
- NAVISWORKS
- PARAMETERS
- RENAME
- ROOMS
- SCOPE BOXES
- SECTION BOX
- SECTIONS_Transfer section_RG
- SHARED COORDINATES
- SHEETS
- SPACE & ZONES
- TAGS
- UPGRADE VERSION
- VIEW FILTERS
- VIEW TEMPLATES
- VIEWS
- WALLS

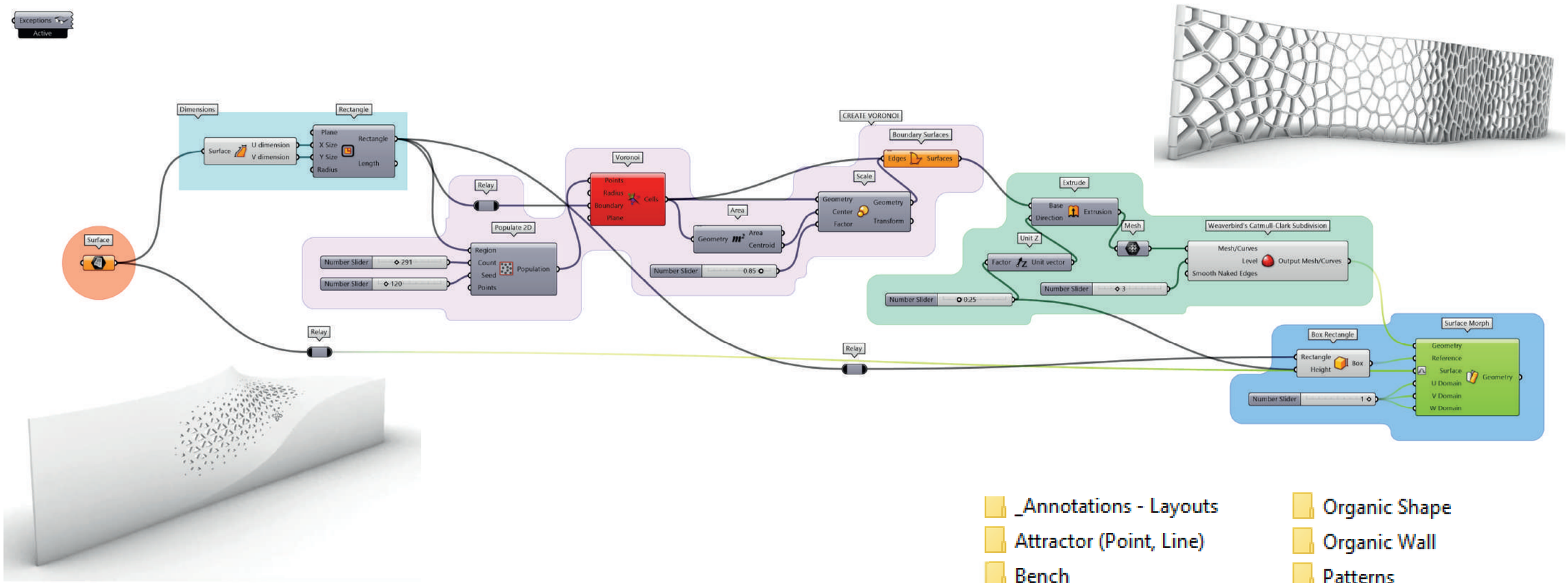

Rhino Inside Revit

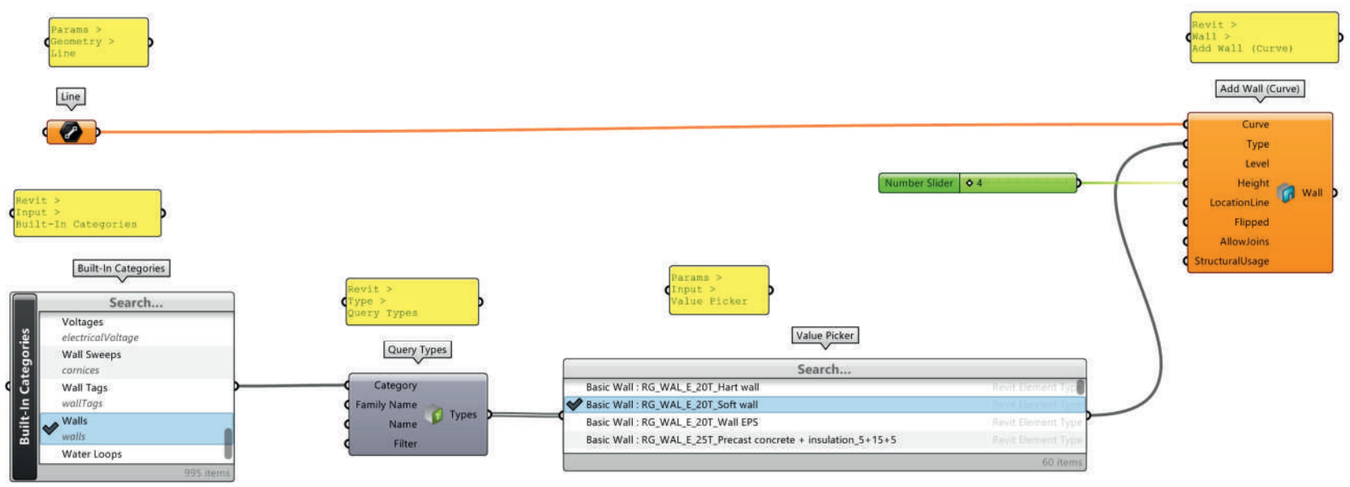

- _Annotations - Layouts
- Attractor (Point, Line)
- Bench
- Blend Surfaces
- Brick Wall
- Fillet Edge_RH7
- Flow Along Curve
- Flow Along Surface
- Joining surfaces and edges
- Kinetic
- Louvers
- Metaball
- Nurbs to Mesh
- Organic Bridge
- Organic Column
- Organic fence
- Organic Furniture
- Organic Shape
- Organic Wall
- Patterns
- Pavillon
- People
- Perforated surface
- Quad Remesher
- Stairs
- Structure along surface
- SubD_Subdivision Surface Modellin
- Surface _ Developing + Flattening
- Surface _ Pattern along suface
- Surface along Curves
- Surface with image
- Tower
- Triangulated Pattern
- Trusses

RHINOCEROS & GRASSHOPPER

ROBERTO GUZMAN
ARCHITECT

BIM _ STANDARDS

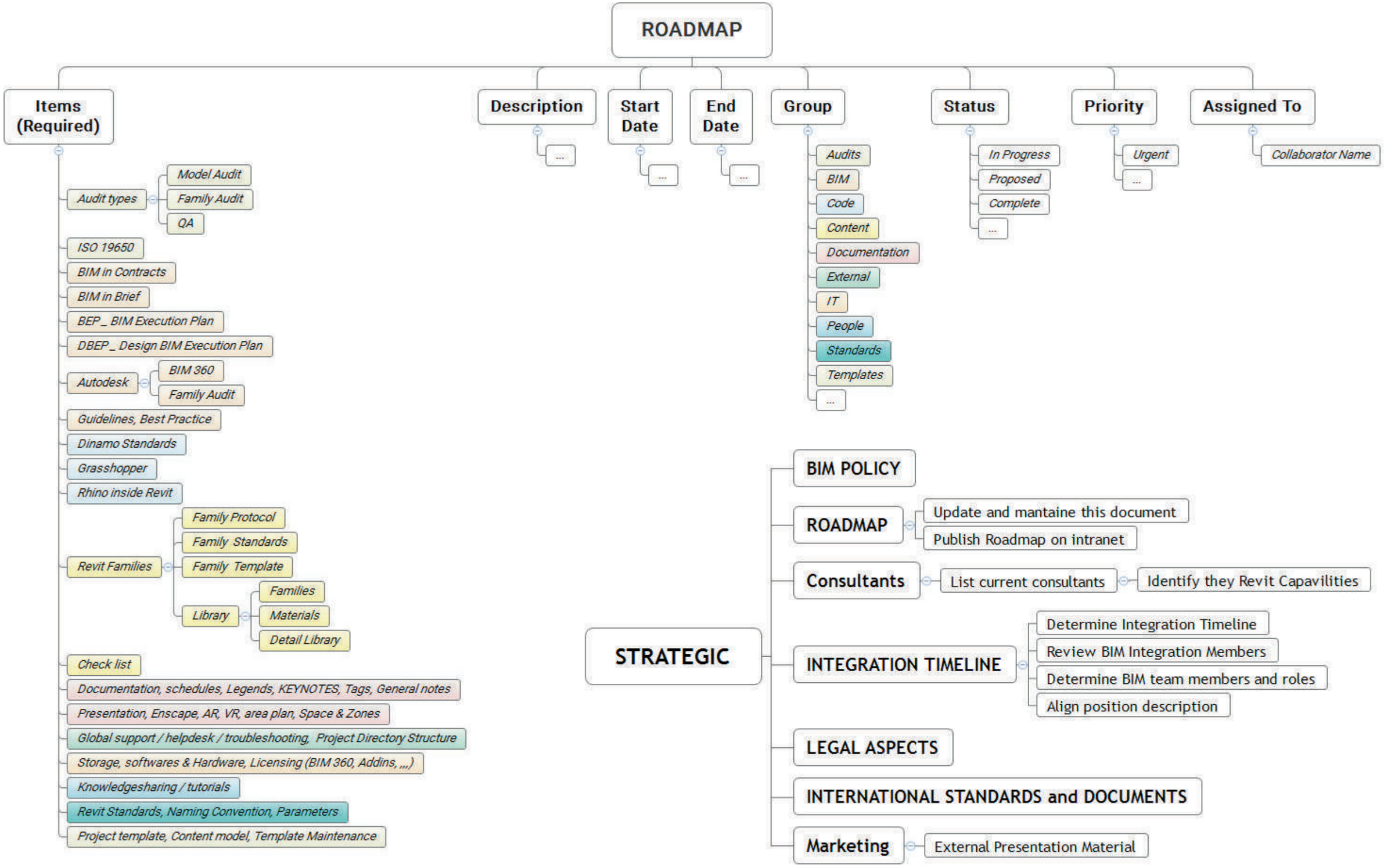

ROBERTO GUZMAN
ARCHITECT

STRATEGIC - ROADMAP

BEP Checklist

- Project Information
- Project Objectives & Goals
- Collaborative Working
- Project Resources & IT Requirements

BIM EXECUTION PLAN

BEP

- BIM Brief
- Intent
- Project Standards
- Project Details
- Project Program Outline
- BIM Roles and Responsibilities
- Model Exchange Schedule
- Exchange Process
- Views for Coordination
- Coordination Process and Responsibilities
- Model Quality Control Prior to Export
- Revit Model Export to Navisworks
- Revit Model Export to IFC
- Design Software Applications Table
- Federation Strategy
- BIM & Facility Data Requirements

Project Information

- Project Description
  - Project Owner
  - Project Name
  - Project Type (School, Office Etc.,)

Project Objectives & Goals

- Project BIM Objectives
  - Client Requirements
  - Stakeholders Requirements
  - Stakeholders Skillsets

Collaborative Working

- Project BIM Standards
  - Common BIM Standards should be established and agreed betw Stakeholders.
  - take the form of an established industry standard (such as the AEC(UK) Standards)
- Project Coordinates
  - essential to efficient collaborative working
  - e.g.: Geo-referenced
  - e.g.: Locally referenced origin point
- Modelling Standards
  - Common modelling standards should be established between all
  - e.g.: Modelling Methodologies. (3D, 2.5D, Placeholders etc.)
  - e.g.: Level of Development.
  - e.g.: Level of Detail. (Revit Specific)

Project Resources & IT Requirements

- Stakeholders BIM Software Expertise
  - Revise the agreed Project BIM Deliverables to match the project teams' BIM Software Expertise.
  - Identify and agree individual Stakeholder BIM training requirements and timetable.
  - Recruit the required skillsets.
  - Incorporate additional skillsets from external resources such as BIM consultants
- Common Data Environments
  - exchange of information between all stakeholders
  - Shared network location
  - Online project portals.
  - Cloud based collaboration tools.
- Hardware / Technology Infrastructure Requirements(all Stakeholders)
  - Suitably specified workstations
  - Suitable network connectivity (Both internal and external)
  - Required site based hardware (RFID readers, Total Stations, BIM access points)
- Software (all Stakeholders)
  - compatibility of all Stakeholders' software
- Project Specific BIM Content
  - specific BIM content is available or required
  - content libraries.
  - BIM content and the differing stages of a project

BIM MANAGEMENT PLAN

BMP

- Control
- Introduction
- Project Information
- BIM Project Scope
- Modelling
- File Exchange and Collaboration
- Meetings
- Coordination and Clash Detection
- Documentation
- Construction
- Facilities Management
- Final BIM Client Handover
- Additional notes
- Annexure 2 LOD
- Annexure 3 Detailed Data Requirements

REVIT STANDARDS

- General Naming Philosophies
- Object Styles
- Company's Revit Template
- Project Units
- Startup Screen
- Browser Organization
- Levels
- Grids
- Line Weights
- Tags
- Viewport Tags
- Section, Elevation & Detail Section Tags
- Section & Detail Types
- Keynoting
- Colour Fill Schemes
- Views
- Families components
- Worksets
- Parameters
- Materials
- CAD Links
- PDF Exports
- CAD Export
- System Families
- Loaded Families
- Folder Structure
- Drawing Practices

CA _ CATEGORY (WIP)

Tuesday, March 9, 2021 7:38 AM

CATEGORY

GR

Model Objects			Annotation Objects	
Abbreviations	Category		Abbreviations	Category
AIR_	Air Terminals		T-AIR_	Air Terminal Tags
ARA_	Area		T-ARL_	Area Load Tags
			T-ARA_	Area Tags
CTS_	Cable Trays		T-CTF_	Cable Tray Fitting Tags
CTF_	Cable Tray Fitting		T-CTS_	Cable Tray Tags
			S-CLH_	Callout Heads
CAS_	Casework		T-CAS_	Casework Tags
CLG_	Ceilings		T-CLG_	Ceiling Tags
CLG_00-00_	Basic Ceiling - no thickness			

Add Page

- REVIT STANDARDS (WIP)
- BEST PRACTICE (WIP)
- General Naming Philosophies (WIP)
- MODEL Naming Convention (WIP)
- FAMILY NAMING (WIP)
  - CA _ CATEGORY (WIP)
  - NS _ NESTING OF FAMILY (WIP)
  - HS _ HOST / SIZE (WIP)
  - TP _ TYPE (WIP)
  - TP_SYSTEM FAMILY (WIP)
    - TP_WALLS Naming Convention (WIP)
    - TP_CURTAIN WALLS Naming Convention (WIP)
    - TP_FOORS Naming Convention (WIP)
    - TP_CEILINGS Naming Convention (WIP)
    - TP_ROOFS Naming Convention (WIP)
    - TP_STAIRS Naming Convention (WIP)
    - TP_RAMPS Naming Convention (WIP)
    - TP_RAILING Naming Convention (WIP)
    - TP_GROUPS Naming Convention (WIP)
  - TP_LOADABLE FAMILY (WIP)
    - TP_DOORS Naming Convention (WIP)
    - TP_CURTAIN PANEL DOORS Naming Convention (WIP)
    - TP_WINDOWS Naming Convention (WIP)
    - TP_CURTAIN PANEL WINDOWS Naming Convention (WIP)
    - TP_CURTAIN WALL MULLIONS Naming Convention (WIP)
    - TP_CURTAIN WALL PANELS Naming Convention (WIP)
  - TP_PROFILE (WIP)
  - TP_MODEL IN-PLACE Naming Convention (WIP)
  - VIEW TEMPLATES Naming Convention (WIP)
  - FILL PATTERNS
  - FILLED REGION
  - LINE STYLES (WIP)
  - LINE WEIGHTS (WIP)
  - LINE PATTERNS (WIP)

OneNote BIM IMPLEMENTATION

OneNote for Windows 10

Home | Insert | Draw | View | Help | Class Notebook | Table

Calibri 11 | Heading 1 | Dictate

rsg_mm's BIM Resources

- 04.03.0_Revit Standards
- 04.05.2_Content
- Revit Content
- 04.06.1_PEOPLE
- 04.04_DOCUMENTATION
- 04.06.2_GUIDES
- 04.07_AUDITS
- 04.08_IT
- 04.09_CODE
- Quick Notes
- 04.00_BIM Definitions
- 04.03.1_BIM Standard
- 04.05.1_FAMILY STANDARD
- Navisworks
- Revit for Architectural Design...
- REVIT_Commands
- dRofus
- ISO
- RH7+GH
- Navis
- Twinmotion - Enscape

- 04.03.0.00_Revit Standards
- 04.03.0.00.01_BEST PRACTICE (WIP)
- 04.03.0.00.02_MODEL Naming Conve...
- Revit Linked Models
- 04.03.0.01.00_General Naming Philoso...
- 04.03.0.01.01_ISO 19650 Naming Con...
- 04.03.0.01.02_BIM 360 Project Naming
- 04.03.0.01.03_Text Naming Convention
- 04.03.0.01.04_Dimension Styles
- 04.03.0.01.05_Groups
- 04.03.0.01.06_Arrow Heads
- 04.03.0.01.07_Model File Naming
- 04.03.0.01.08_Family Naming Convent...
- 04.03.0.01.08.01_CATEGORY (WIP)
- 04.03.0.01.08.01.1_CATEGORY (RG)
- 04.03.0.01.08.02_NESTING OF FAMIL...
- 04.03.0.01.08.03_HOST / SIZE (WIP)
- 04.03.0.01.09_Parameter Naming
- 04.03.0.01.09.1_Shared Parameter Na...
- 04.03.0.01.09.2_PARAMETER FAMILY...
- 04.03.0.01.09.3_PARAMETER PROJEC...

04.03.0.01.00_General Naming Philosophies

05 September 2020 10:53

Taking the ISO 19650 Naming Convention as a reference, it can be adapted to the use of Revit c
DE_Hamburg_HS project.
See "General Naming Philosophies" for color codes and basic naming conventions.
See ISO 19650 code descriptions and options.

Field	Code	Description
Project	PP	Code for project
Originator	AAA	Code for organization creating information.
Volume or system	ZZ	Code for system reference.
Level and Location	LL	Code to locate info (Floor 1 etc)
Type	TT	Code for type of file Cost Plan, method statement etc)
Role	R	Code for role of organisation (A - Architect etc)
Classification	C	Code to reference asset (Uniclass or equivalent)
Number	NN	Sequential file number
Suitability	S	Code for status of data (WIP, Shared, published etc)
Revision	RR	Code for revision of data.

GENERAL NAMING RULES

RED	Compulsory fields
BLUE	Conditional field – if exists
GREY	Conditional field – extra for clarity
Process	Separate fields with underscore

ROBERTO GUZMAN ARCHITECT

STANDARDS

FAMILY NAMING

Studio / Project		Category		Nesting		Type		Manufacture		Descriptor		Host/Size		Revit Version
PR	_	CA	_	N	_	TP	_	MF	_	DES	_	HS	_	RV

ABBREVIATION FAMILY CATEGORY

Abbr.	Types		Category	Abbreviations
AIR			Air Terminals	AIR_
ARA			Area	ARA_
CTS			Cable Trays	CTS_
CAS			Casework	CAS_
CLG			Ceiling	
		00-00	Basic Ceiling - no thickness	CLG_00-00_
		CT-01	Ceiling tiles	CLG_CT-01_
		FC-01	FC finish	CLG_FC-01_
		PB-01	Plasterboard Finish	CLG_PB-01_
CDT			Conduits	CDT_
COL			Columns	COL_
COM			Communication Devices	COM_
CWP			Curtain Panels	
		CP	Composite Panel	CWP_CP_
		PB	PlasterBoard	CWP_PB_
		VB	VilleBoard	CWP_VB_
		TI-01	Tiles	CWP_TI-01_
	DOR	SP	DOOR SINGLE LEAF	CWP_DOR_SP_
		DB	DOOR DOUBLE LEAF	CWP_DOR_DB_
		UN	DOOR UNEVEN LEAF	CWP_DOR_UN_
		SL	DOOR SINGLE SLIDER	CWP_DOR_SL_
		DL	DOOR DOUBLE SLIDER	CWP_DOR_DL_
		PV	DOOR PIVOT	CWP_DOR_PV_
		FD	DOOR FOLD	CWP_DOR_FD_
		RV	DOOR REVOLVING	CWP_DOR_RV_
		RL	DOOR ROLLER SHUTTER	CWP_DOR_RL_
		OP	DOOR OPENING	CWP_DOR_OP_
	WIN	FX	WINDOW FIXED	CWP_WIN_FX_
		CS	WINDOW CASEMENT	CWP_WIN_CS_
		AW	WINDOW AWNING	CWP_WIN_AW_
		DH	WINDOW DOUBLE HUNG	CWP_WIN_DH_
		SL	WINDOW SLIDING	CWP_WIN_SL_
		LV	WINDOW LOUVRE	CWP_WIN_LV_
		MP	WINDOW MULTI PANELS	CWP_WIN_MP_
		AG	WINDOW ANGLE	CWP_WIN_AG_
		VX	WINDOW VELUX	CWP_WIN_VX_
CWS			Curtain Systems	CWS_
CWM			Curtain Wall Mullions	CWM_
DAT			Data Devices	DAT_
DET			Detail Items DET_	
DOR			Doors	
		SP	DOOR SINGLE LEAF	DOR_SP_
		DB	DOOR DOUBLE LEAF	DOR_DB_
		UN	DOOR UNEVEN LEAF	DOR_UN_
		SL	DOOR SINGLE SLIDER	DOR_SL_
		DL	DOOR DOUBLE SLIDER	DOR_DL_
		PV	DOOR PIVOT	DOR_PV_
		FD	DOOR FOLD	DOR_FD_
		RV	DOOR REVOLVING	DOR_RV_
		RL	DOOR ROLLER SHUTTER	DOR_RL_
		OP	DOOR OPENING	DOR_OP_
DCA			Duct Accessories	DCA_
DCF			Duct Fittings	DCF_
DCT			Ducts	DCT_
ELE			Electrical Equipment	ELE_
ELF			Electrical Fixtures	ELF_
ENT			Entourage	ELF_
FIR			Fire Alarm Devices	FIR_
FXD			Flex Ducts	FXD_

Abbr.	Types		Category	Abbreviations
FLR			Floors	
		00-00	Generic Floor	FLR_00-00_
		CO-01	Concrete	FLR_CO-01_
		TI-01	Tiling	FLR_TI-01_
	FLE		Floor Edge (Slab Edge)	FLR_FLE_
FRN			Furniture	FRN_
FRS			Furniture Systems	FRS_
GEN			Generic Models	GEN_
cat_MIP			category + Inplace Family	cat_MIP_
LGD			Lighting Devices	LGD_
LGF			Lighting Fixtures	LGF_
MAS			Mass	MAS_
MEC			Mechanical Equipment	MEC_
MUC			Multi-Category	MUC_
NRS			Nurse Call Devices	NRS_
PRK			Parking	PRK_
PPA			Pipe Accessories	PPA_
PPF			Pipe Fittings	PPF_
PPS			Pipes	PPS_
PPY			Piping Systems	PPY_
PLT			Planting	PLT_
PLM			Plumbing Fixtures	PLM_
PRF			Profile	
		FA	Fascia Profile	PRF_FA_
		GE	Generic Profile	PRF_GE_
		GU	Gutter Profile	PRF_GU_
		MU	Mullion Profile	PRF_MU_
		RA	Railing Profile	PRF_RA_
		RE	Reveal Profile	PRF_RE_
		SE	Slab Edge Profile	PRF_SE_
		SM	Slab Metal Deck Profile	PRF_SM_
		SN	Stair Nosing Profile	PRF_SN_
		SR	Stair Riser Profile	PRF_SR_
		SS	Stair Support Profile	PRF_SS_
		ST	Stair Tread Profile	PRF_ST_
		WF	Wall Foundation Profile	PRF_WF_
		WS	Wall Sweep Profile	PRF_WS_
RLG			Railings	
		GL-01	Glass railing	RLG_GL-01_
		HR-01	Horizontal railing	RLG_HR-01_
		VR-01	Vertical railing	RLG_VR-01_
		TR-01	Timber railing	RLG_TR-01_
		WM-01	Wall mounted railing	RLG_WM-01_
		SP-01	Special railing	RLG_SP-01_
RMP			Ramps	
		CO-01	Concrete ramp	RMP_CO-01_
RDS			Roads	RDS_
ROF			Roofs	
		00-00	Generic Basic Roof	ROF_00-00_
		SH-01	Metal roof sheeting	ROF_SH-01_
	FA		Fascia	ROF_FA_
	GU		Gutter	ROF_GU_
	SF		Roof Soffit	ROF_SF_
	SG		Sloped Glazing	ROF_SG_
ROM			Rooms	ROM_
SEC			Security Devices	SEC_
SFA			Shaft Openings	SFA_
SIT			Site	SIT_
SIP			Pad	SIP_
			Specialty Equipment	SPC_

Abbr.	Types		Category	Abbreviations
SPK			Sprinklers	SPK_
STA			Stairs	
		00-00	Assembled Stair	STA_00-00_
		SH-01	Carriage	STA_SH-01_
		CIP-01	Cast-In-Place Stair	STA_CIP-01_
		MLA-01	Monolitic Landing	STA_MLA-01_
		MRU-01	Monolitic Run	STA_MRU-01_
		NMLA-01	Non-Monolitic Landing	STA_NMLA-01_
		NMRU-01	Non-Monolitic Run	STA_NMRU-01_
		PRC-01	Precast Stair	STA_PRC-01_
SAR			Structural Area Reinforcement	SAR_
SBS			Structural Beam Systems	SBS_
SCO			Structural Columns	SCO_
SCN			Structural Connections	SCN_
SFO			Structural Foundations	SFO_
SFA			Structural Framing	SFA_
SPR			Structural Path Reinforcement	SPR_
SRB			Structural Rebar	SRB_
SSF			Structural Stiffeners	SSF_
STR			Structural Trusses	STR_
TEL			Telephone Devices	TEL_
TOP			Topography	TOP_
WAL			Walls	
		00-00	Generic (Basic Wall)	WAL_00-00_
		BL-01	Blocs	WAL_BL-01_
		BR-01	Bricks	WAL_BR-01_
		CO-01	Concrete	WAL_CO-01_
		LL-01	Lease Line	WAL_LL-01_
		LOU-01	Louvre	WAL_LOU-01_
		SF-01	Shop front	WAL_SF-01_
		SS-01	Steel Studs	WAL_SS-01_
		TP-01	Toilet Partition	WAL_TP-01_
		TS-01	Timber Studs	WAL_TS-01_
		TU-01	Tilt Up Walls	WAL_TU-01_
	CWA		Curtain Wall Mullions	
		00-00	Generic Curtain Wall	CWA_00-00_
		SH-01	Curtain Wall Shop Front	CWA_SH-01_
		DECO-01	Curtain Wall Decor	CWA_DECO-01_
	SK-01		Stacked Wall	WAS_SK-01_
WIN			Windows	
		FX	WINDOW FIXED	WIN_FX_
		CS	WINDOW CASEMENT	WIN_CS_
		AW	WINDOW AWNING	WIN_AW_
		DH	WINDOW DOUBLE HUNG	WIN_DH_
		SL	WINDOW SLIDING	WIN_SL
		LV	WINDOW LOUVRE	WIN_LV
		MP	WINDOW MULTI PANELS	WIN_MP_
		AG	WINDOW ANGLE	WIN_AG_
		VX	WINDOW VELUX	WIN_VX_
WIR			Wires	WIR_
DIS			Dimension Settings	DIS_

Abbr.	Category
T-AIR	Air Terminal Tags
T-ARL	Area Load Tags
T-ARA	Area Tags
T-CTF	Cable Tray Fitting Tags
T-CTS	Cable Tray Tags
S-CLH	Callout Heads
T-CAS	Casework Tags
T-CLG	Ceiling Tags
L-COF	Color Fill Legends
T-COL	Columns Tags
T-COM	Communication D
T-CWP	Curtain Panel Tag
T-CWS	Curtain System Ta
T-CWM	Curtain Wall Mull
T-DAT	Data Device Tags
T-DET	Detail Item Tags
T-DOR	Door Tags
T-DCA	Duct Accessory T
L-DCF	Duct Color Fill Le
T-DCF	Duct Fitting Tags
T-DCT	Duct Tags
T-ELE	Electrical Equipm
T-ELF	Electrical Fixture
S-ELM	Elevation Marks
S-ELV	Elevations
T-ENT	Entourage Tags
T-FIR	Fire Alarm Device
T-FXD	Flex Duct Tags
T-FXP	Flex Pipe Tags
T-FLR	Floor Tags
T-FRN	Furniture System
T-FRS	Furniture Tags
S-GNA	Generic Annotatio
T-GEN	Generic Model Ta
S-GRH	Grid Heads
S-GRD	Grids
S-GRG	Guide Grid
T-KEY	Keynote Tags
S-LLH	Level Heads
S-LLS	Levels
T-LGD	Lighting Device Ta
T-LGF	Lighting Fixture Ta
T-MAF	Mass Floor Tags
T-MAS	Mass Tags
T-MAT	Material Tags
T-MEC	Mechanical Equipment Tags
T-MUC	Multi-Category Tags
T-NRS	Nurse Call Device Tags
T-PRK	Parking Tags

Abbr.	Category
T-PPA	Pipe Accesson
L-PCF	Pipe Color Fill Legend
T-PPF	Pipe Fitting Tags
T-PPS	Pipe Tags
T-PPY	Piping System Tags
T-PLT	Planting Tags
T-PLM	Plumbing Fixture Tag
T-PRF	Profile Tags
T-PIF	Project Information
T-TOP	Topography Tag
T-VWR	View Reference
S-VWT	View Titles
T-WAL	Wall Tags
T-WIN	Window Tags
T-WIR	Wire Tag

Text Styles

Category		Size		Background		Colour		Extras
TXT	-	2-0	-	O	-	Red	-	
		3-5		T		Yellow		
		5-0				Green		
						Cyan		
						Blue		
						Magenta		
						White		
						Black		
						255150000		

Fill Patterns Naming

Use	Type		Rotation		Description
M	LI	_	000	_	DES
D	CH		045		
	CU		090		
			120		
			135		
			180		

Use

M	Model
D	Detail

Type

LI	Line
CH	CrossHatch
CU	Custom
SD	Solid

Line Styles

Prefix		Pen		Description		Line Pattern		Line Colour
PF	-	P	-	DES	-	LP	-	RR
DL		01		DES		Solid		Red
zREF		02				Hidden		Yellow
		03						Green
		04						Cyan
		05						Blue
		06						Magenta
		07						White
		08						Black
		09						255150000
		10						
		11						
		12						
		13						
		14						
		15						
		16						

DOORS

FAMILY NAMING

WINDOWS

FAMILY NAMING

Window Family Naming

Category		Type Abbreviation		Description
WIN	-	FX	-	Window
WIN	-	CS	-	Window
WIN	-	AW	-	Window
WIN	-	DH	-	Window
WIN	-	SL	-	Window
WIN	-	LV	-	Window
WIN	-	MP	-	Window
WIN	-	AG	-	Window
WIN	-	VX	-	Window

Abbreviation Type	-	With	W (D)	x	Height	H	-	Default Sill Height	T	-	Fire Rating	hs	-	Number of panels (P) Angle degree (G)	P / G	-	Finished (Material)

Curtain Wall Mullions

Category		M Size		M-Offset (o)		P-Profile (PR)		P-Finish (COLOUR)
CWM	_	50x100	_	-25o	_	Rectangular	_	Aluminium

Curtain Wall Panels

Category		Type		P-Thickness (t)		P-Offset (o)		P-Finish (COLOUR)
CWP	_	00-00	_	26t	_	-13o	_	Green Glass
		SH-01						
		DECO-01						
		SK-01						

FAMILY HOST TYPE

Abbr.	Profile Type
UH	Un Hosted
FH	Floor Hosted
WH	Wall Hosted
RH	Roof Hosted

Filled Regions Naming

Fill Pattern Type	Fill Pattern Name		Description		Background		Colour of Pattern (RGB)
M	LI	-	DES	-	T	-	Red
D	CH				O		Yellow
	CU						Green
	SD						Cyan
							Blue
							Magenta
							White
							Black
							255-150-000

Fill Patterns Naming

Use	Type		Rotation		Description
M	LI	_	000	_	DES
D	CH		045		
	CU		090		
			120		
			135		
			180		

Use

Type		Example
00-00	Ger	
SH-01	Cur	
DECO-01	Cur	
SK-01	Sta	

Revit Material Naming

Identifier	_	Material Category	_	Size	_	Render Appearance / Colour
Id	_	Cat	_	Sz	_	App

Materials Images Naming

Category Finish Type	-	Manufacturer	-	Code	-	Descriptor	+	Bump / Cutout	+	File Extension
Cat	_	M	_	cde	_	App	_	bump		.jpg
							_	cutout		.png
										.bmp

COLOR SPECIFICATION

Field	Code	Description
Studio/Project	PP	Prefix Content if it is Studio or Project specific, non verify
Originator	OR	Company owner of Revit family
Category	CA	Code from Revit Standard - Object Styles Abbreviations
Nesting	NS	Nested or Shared Family
Type	TP	Chair, Toilet, Pendant, Cabinet Base etc.
Manufacture	MF	Only necessary where element is manufacture specific
Descriptor	DES	Product, Type, Shape, etc. (if necessary)
Host/Size	HS	How the family is hosted, or size e.g. for profiles (if necessary)
Revit Version	RV	For use only when an Autodesk family model has changed and requires a version-specific upgrade.
Version	RR	Use only when multiple versions of a family are used. Version control ensures that families are not correctly replaced when there is a structural change to the family.

ROBERTO GUZMAN
ARCHITECT

Naming Convention

CLASH DETECTOR BY GROUPS

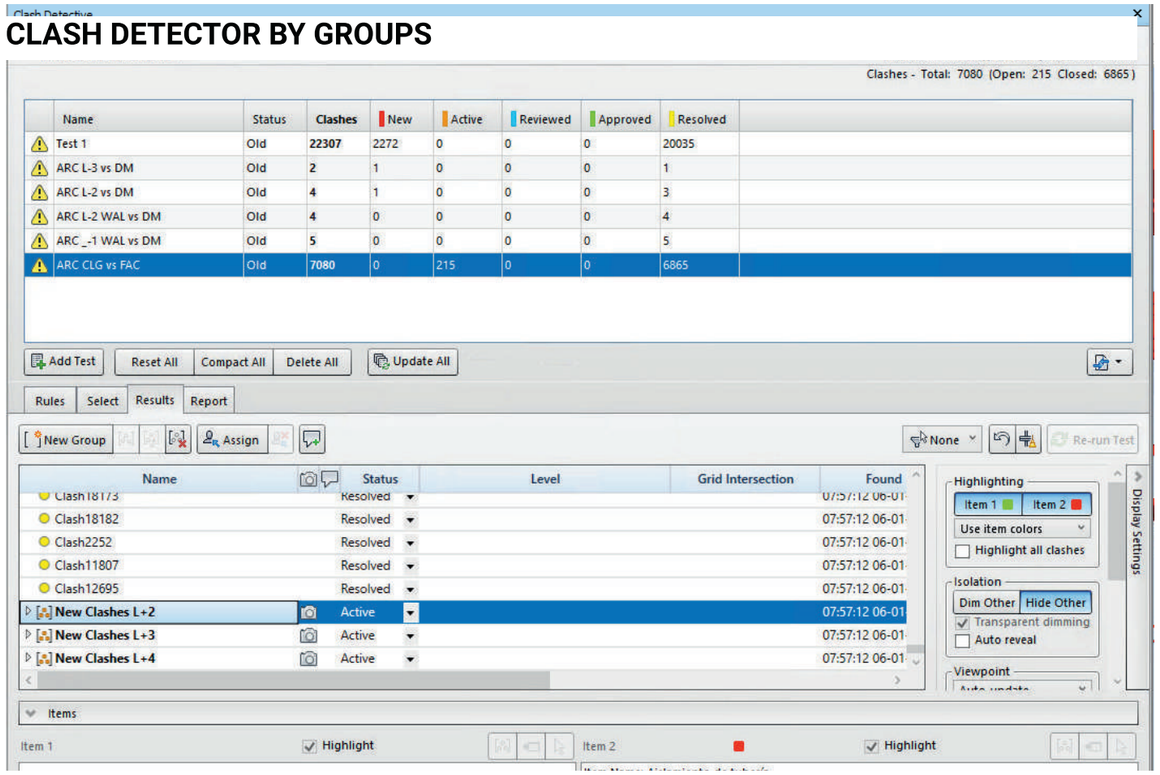

PROPOSED COLORS BY COMPANY MODELDD VIEW FROM NAVISWORKS

PROPOSED COLORS BY COMPANY MODEL

FOLDERS

- HS_NP_MAIN MODEL(all models).nwf
- Links
- Coordination
- Export Clash Detective
- Export FBX
- Sharing Viewports
- Export Sets
- Sharing Models

MODEL NAMING CONVENTION

Naming Sharing Model from Nickl-Partner

Sharing Navis File Naming

Year	Month	Day		Project		Originator		Descriptor		Format
YY	MM	DD	_	HS	_	NP	_	DES	_	NWD

21	03	18	_	HS	_	NP	_	Main Model	.	nwd



CLASH DETECTION IMPLEMENTATION

NAVISWORKS
BIM COLLAB
SOLIBRI
REVIT / BIM360

Company	Color	Red	Green	Blue
ARC (N&P)		51	102	255
MEP (INM)		198	89	17
STR (Deltamarin)		0	128	0
V+D		255	102	255

Proposed colors for Nickl & Partner models

N&P models				
HS_A_ARC		0	153	255
HS_A_MOB		0	204	255
HS_A_CON		0	0	153

Proposed colors for INM models

N&P models				
INM_M_FAC		255	128	128
INM_M_MOB		255	189	157

ROBERTO GUZMAN
ARCHITECT

Clash Detection

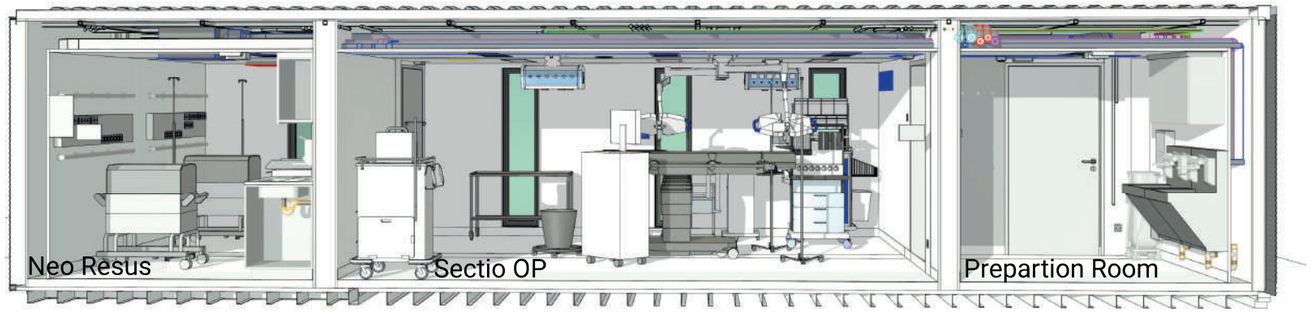

3D CUTAWAY LONGITUDINALE

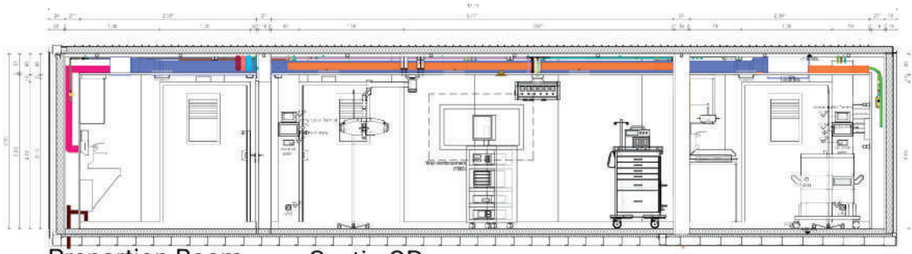

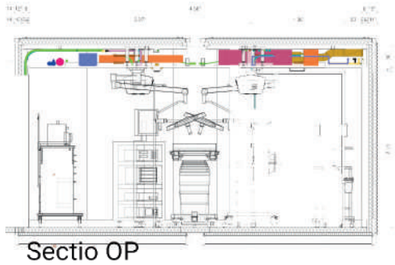

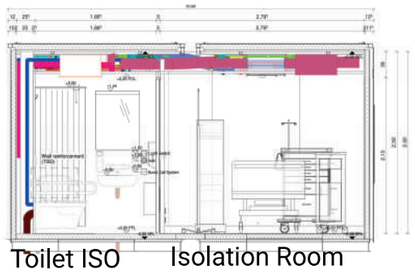

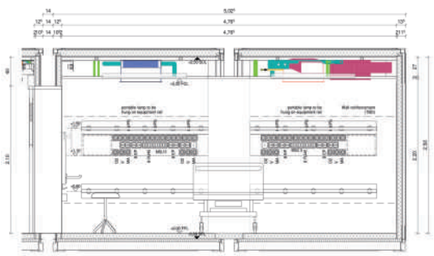

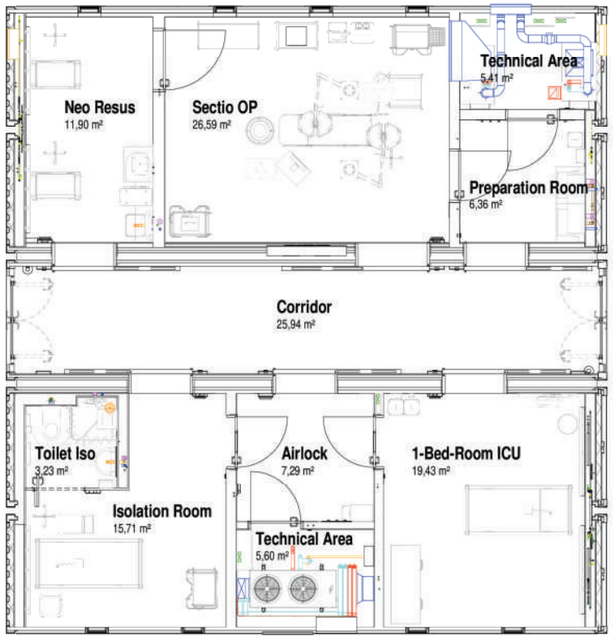

PLAN

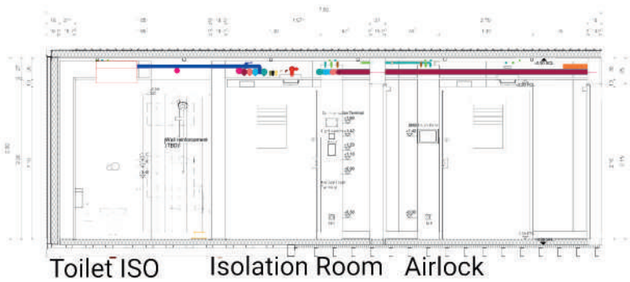

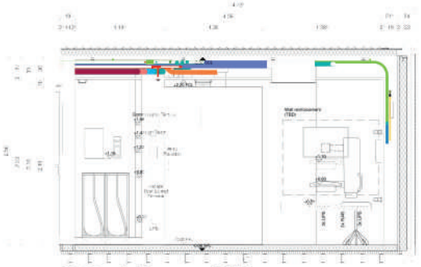

MEP Model

AIR
MEC
PLM
ELE
ELF
MEG

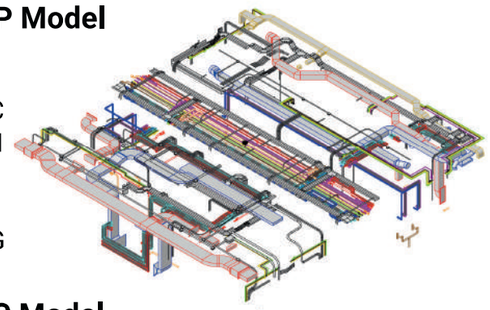

ARC Model

LG
GF

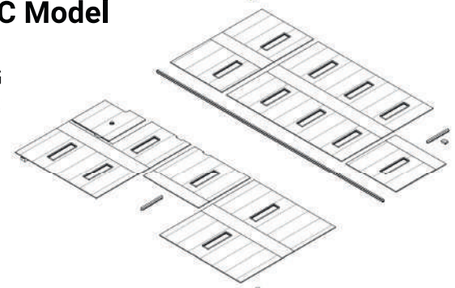

MEE
CAS
FRN
SPC

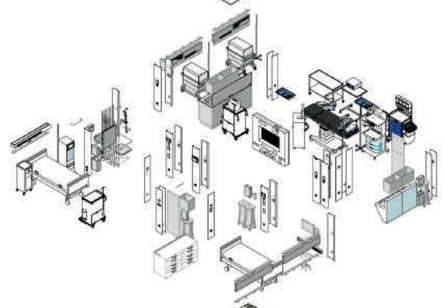

WAL
DOR
WIN
FLR

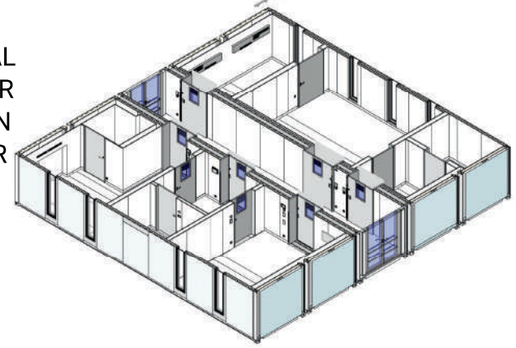

MEP REVIT FAMLIES

Description:

Naming convention

Abbr.	Category
AIR	Air Terminals
CAS	Casework
CLG	Ceilings
DOR	Doors
WIN	Windows
ELE	Electrical Equipment
ELF	Electrical Fixtures
FIR	Fire Alarm Devices
FXD	Flex Ducts
FXP	Flex Pipes
FLR	Floors
FRN	Furnitures
LGD	Lighting Devices
LGF	Lighting Fixtures
MEC	Mechanical Equipment
MEE	Medical Equipment
PPS	Pipes
PPS	Piping Systems
PLM	Plumbing Fixtures
SEC	Security Devices
SPC	Specialty Equipment
SPK	Sprinklers
TEL	Telephone Devices
WAL	Walls
WIN	Windows
WIR	Wires

BIM resources:

Revit,

3D CUTAWAY TRANSVERSALE

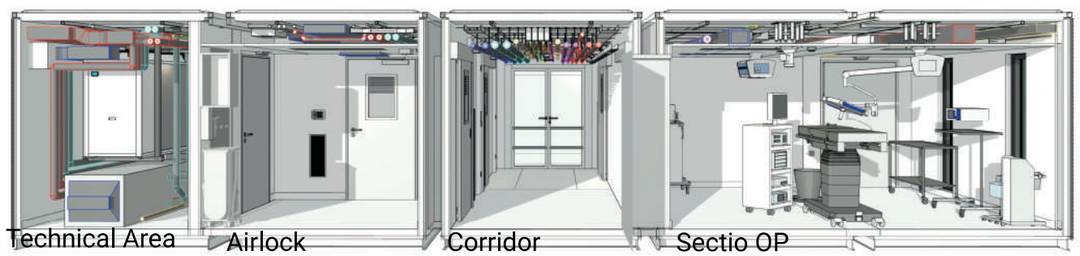

ROBERTO GUZMAN
ARCHITECT

MOCK-UP HOSPITAL

Year: 2020-2022 _ Location: Zurich, SWITZERLAND

MODEL FILE NAMING

CODE COCKBURN MODEL FILE NAMING

PP	AAA	ZZ	LL	TT	R	RV	PH	FN	RR	Description	Result
GCGSC4A _	TBG _	ZZ _	ZZ _	M3 _	A _	R19 _	DA _	Main Model		A Buchan Revit 2019 Main Model	GCGSC4A-TBG-ZZ-ZZ-M3-A-R19-DA-MAIN
GCGSC4A _	TBG _	ZZ _	ZZ _	M3 _	A _	R19 _	DA _	Retail		A Buchan Revit 2019 Retail Model	GCGSC4A-TBG-ZZ-ZZ-M3-A-R19-DA-RETAIL
GCGSC4A _	TBG _	ZZ _	ZZ _	M3 _	A _	R19 _	DA _	Podium		A Buchan Revit 2019 Podium Model	GCGSC4A-TBG-ZZ-ZZ-M3-A-R19-DA-PODIUM
GCGSC4A _	TBG _	ZZ _	ZZ _	M3 _	A _	R19 _	DA _	Site		A Buchan Revit 2019 Site Model	GCGSC4A-TBG-ZZ-ZZ-M3-A-R19-DA-SITE

Field	Code	Description
Project	PP	Code for project
Originator	AAA	Code for organisation creating information.
Volume or system	ZZ	Code for system reference.
Levels and location	LL	Code to locate info (Floor 1 etc)
Type	TT	Code for type of file Cost Plan, method statement etc)
Role	R	Code for role of organisation (A - Architect etc)
Revision Version	RV	Version of Revit associated with the file
Phase	PH	Code for Phase of the Project/File
File Name	FN	File Name/Explanation where necessary
Revision	RR	Code for revision of data.

ZZ

Code	File Type
ZZ	All zones/volumes
XX	No zones
00	Multiple
01	Zone 1
02	Zone 2
ZA	Overall Project (All Areas)
MA	Main Building (All Areas)
M1	Main Building (Area 1)
M2	Main Building (Area 2)
D1	Department Store 1
S1	Supermarket 1
P1	Pad Site
P2	Pad Site 2
OA	Office (All Areas)
HA	Hotel (All Areas)
RA	Residential (All Areas)
EA	Entertainment (All Areas)

LL

Code	File Type
ZZ	Multiple levels
XX	No level applicable
GF	Ground Floor
00	Base level of building where ground is not appropriate
01	Floor 1
02	Floor 2
M1	Mezzanine above level 01
M2	Mezzanine above level 02
B1	Basement 01
B2	Basement 02

TT

Code	File Type
AF	Animation File
CM	Combined Model
CR	Specific for the clash process
DR	2d Drawing
M2	2D Model file
M3	3D Model file
MR	Model rendition file for other renditions (thermal analysis)
VS	Visualisation

R

Code	File Type
A	
B	Building Surveyor
C	Civil Engineer
D	Drainage, Highways Engineer
E	Electrical Engineer
F	Facilities Manager
G	Geographical and Land Surveyor
H	Heating & Ventilation Designer
I	Interior Designer
J*	Project Manager
K	Client
L	Landscape Architect
M	Mechanical Engineer
N*	Clerk of Works
P	Public Health Engineer
Q	Quantity Surveyor
S	Structural Engineer
T	Town and County Planner
U*	Surveyor
W	Contractor
X	Sub-Contractor
Y	Specialist Designer
Z	General

ROBERTO GUZMAN
ARCHITECT

NAMING CONVENTION _ MODEL NAME

MODEL FILE NAMING

COCKBURN SIMPLIFIED MODEL FILE NAMING

PP	R	RV	PH	FN	RR	Description	Result
GCGSC4 _	A _	R19 _	DA _	**Main Model**		A Buchan Revit 2019 Main Model	**GCGSCA-A-R19-DA-MAIN**
GCGSC4 _	A _	R19 _	DA _	**Retail**		A Buchan Revit 2019 Retail Model	**GCGSCA-A-R19-DA-RETAIL**
GCGSC4 _	A _	R19 _	DA _	**Podium**		A Buchan Revit 2019 Podium Model	**GCGSCA-A-R19-DA-PODIUM**
GCGSC4 _	A _	R19 _	DA _	**Site**		A Buchan Revit 2019 Site Model	**GCGSCA-A-R19-DA-SITE**

Field	Code	Description
Project	PP	Code for project
Originator	AAA	Code for organisation creating information.
Volume or system	ZZ	Code for system reference.
Levels and location	LL	Code to locate info (Floor 1 etc)
Type	TT	Code for type of file Cost Plan, method statement etc)
Role	R	Code for role of organisation (A - Architect etc)
Revit Version	RV	Version of Revit associated with the file
Phase	PH	Code for Phase of the Project/File
File Name	FN	File Name/Explanation where necessary
Revision	RR	Code for revision of data.

ZZ

Code	File Type
ZZ	All zones/volumes
XX	No zones
00	Multiple
01	Zone 1
02	Zone 2
ZA	Overall Project (All Areas)
MA	Main Building (All Areas)
M1	Main Building (Area 1)
M2	Main Building (Area 2)
D1	Department Store 1
S1	Supermarket 1
P1	Pad Site
P2	Pad Site 2
OA	Office (All Areas)
HA	Hotel (All Areas)
RA	Residential (All Areas)
EA	Entertainment (All Areas)

LL

Code	File Type
ZZ	Multiple levels
XX	No level applicable
GF	Ground Floor
00	Base level of building where ground is not appropriate
01	Floor 1
02	Floor 2
M1	Mezzanine above level 01
M2	Mezzanine above level 02
B1	Basement 01
B2	Basement 02

TT

Code	File Type
AF	Animation File
CM	Combined Model
CR	Specific for the clash process
DR	2d Drawing
M2	2D Model file
M3	3D Model file
MR	Model rendition file for other renditions (thermal analysis)
VS	Visualisation

R

Code	File Type
A	
B	Building Surveyor
C	Civil Engineer
D	Drainage, Highways Engineer
E	Electrical Engineer
F	Facilities Manager
G	Geographical and Land Surveyor
H	Heating & Ventilation Designer
I	Interior Designer
J*	Project Manager
K	Client
L	Landscape Architect
M	Mechanical Engineer
N*	Clerk of Works
P	Public Health Engineer
Q	Quantity Surveyor
S	Structural Engineer
T	Town and County Planner
U*	Surveyor
W	Contractor
X	Sub-Contractor
Y	Specialist Designer
Z	General

ROBERTO GUZMAN
ARCHITECT

NAMING CONVENTION _ MODEL NAME

Family Naming

Studio / Project		Category		Nesting		Type		Manufacture		Descriptor		Host/Size		Revit Version
PR	_	CA	_	N	_	TP	_	MF	_	DES	_	HS	_	RV

MODEL OBJECTS

Abbr..	Types		Category	Abbreviations
AIR			Air Terminals	AIR_
ARA			Area	ARA_
CTS			Cable Trays	CTS_
CAS			Casework	CAS_
CLG			Ceiling	
		00-00	Basic Ceiling - no thickness	CLG_00-00_
		CT-01	Ceiling tiles	CLG_CT-01_
		FC-01	FC finish	CLG_FC-01_
		PB-01	Plasterboard Finish	CLG_PB-01_
CDT			Conduits	CDT_
COL			Columns	COL_
COM			Communication Devices	COM_
CWP			Curtain Panels	
		CP	Composite Panel	CWP_CP_
		PB	PlasterBoard	CWP_PB_
		VB	VillaBoard	CWP_VB_
		TI-01	Tiles	CWP_TI-01_
	DOR	SP	DOOR SINGLE LEAF	CWP_DOR_SP_
		DB	DOOR DOUBLE LEAF	CWP_DOR_DB_
		UN	DOOR UNEVEN LEAF	CWP_DOR_UN_
		SL	DOOR SINGLE SLIDER	CWP_DOR_SL_
		DL	DOOR DOUBLE SLIDER	CWP_DOR_DL_
		PV	DOOR PIVOT	CWP_DOR_PV_
		FD	DOOR FOLD	CWP_DOR_FD_
		RV	DOOR REVOLVING	CWP_DOR_RV_
		RL	DOOR ROLLER SHUTTER	CWP_DOR_RL_
		OP	DOOR OPENING	CWP_DOR_OP_
	WIN	FX	WINDOW FIXED	CWP_WIN_FX_
		CS	WINDOW CASEMENT	CWP_WIN_CS_
		AW	WINDOW AWNING	CWP_WIN_AW_
		DH	WINDOW DOUBLE HUNG	CWP_WIN_DH_
		SL	WINDOW SLIDING	CWP_WIN_SL_
		LV	WINDOW LOUVRE	CWP_WIN_LV_
		MP	WINDOW MULTI PANELS	CWP_WIN_MP_
		AG	WINDOW ANGLE	CWP_WIN_AG_
		VX	WINDOW VELUX	CWP_WIN_VX_
CWS			Curtain Systems	CWS_
CWM			Curtain Wall Mullions	CWM_
DAT			Data Devices	DAT_
DET			Detail Items DET_	
DOR			Doors	
		SP	DOOR SINGLE LEAF	DOR_SP_
		DB	DOOR DOUBLE LEAF	DOR_DB_
		UN	DOOR UNEVEN LEAF	DOR_UN_
		SL	DOOR SINGLE SLIDER	DOR_SL_
		DL	DOOR DOUBLE SLIDER	DOR_DL_
		PV	DOOR PIVOT	DOR_PV_
		FD	DOOR FOLD	DOR_FD_
		RV	DOOR REVOLVING	DOR_RV_
		RL	DOOR ROLLER SHUTTER	DOR_RL_
		OP	DOOR OPENING	DOR_OP_
DCA			Duct Accessories	DCA_
DCF			Duct Fittings	DCF_
DCT			Ducts	DCT_
ELE			Electrical Equipment	ELE_
ELF			Electrical Fixtures	ELF_
ENT			Entourage	ELF_
FIR			Fire Alarm Devices	FIR_
FXD			Flex Ducts	FXD_
FXP			Flex Pipes	FXP_

Abbr..	Types		Category	Abbreviations
FLR			Floors	
		00-00	Generic Floor	FLR_00-00_
		CO-01	Concrete	FLR_CO-01_
		TI-01	Tiling	FLR_TI-01_
	FLE		Floor Edge (Slab Edge)	FLR_FLE_
FRN			Furniture	FRN_
FRS			Furniture Systems	FRS_
GEN			Generic Models	GEN_
cat_MIP			category + Inplace Family	cat_MIP_
LGD			Lighting Devices	LGD_
LGF			Lighting Fixtures	LGF_
MAS			Mass	MAS_
MEC			Mechanical Equipment	MEC_
MUC			Multi-Category	MUC_
NRS			Nurse Call Devices	NRS_
PRK			Parking	PRK_
PPA			Pipe Accessories	PPA_
PPF			Pipe Fittings	PPF_
PPS			Pipes	PPS_
PPY			Piping Systems	PPY_
PLT			Planting	PLT_
PLM			Plumbing Fixtures	PLM_
PRF			Profile	
		FA	Fascia Profile	PRF_FA_
		GE	Generic Profile	PRF_GE_
		GU	Gutter Profile	PRF_GU_
		MU	Mullion Profile	PRF_MU_
		RA	Railing Profile	PRF_RA_
		RE	Reveal Profile	PRF_RE_
		SE	Slab Edge Profile	PRF_SE_
		SM	Slab Metal Deck Profile	PRF_SM_
		SN	Stair Nosing Profile	PRF_SN_
		SR	Stair Riser Profile	PRF_SR_
		SS	Stair Support Profile	PRF_SS_
		ST	Stair Tread Profile	PRF_ST_
		WF	Wall Foundation Profile	PRF_WF_
		WS	Wall Sweep Profile	PRF_WS_
RLG			Railings	
		GL-01	Glass railing	RLG_GL-01_
		HR-01	Horizontal railing	RLG_HR-01_
		VR-01	Vertical railing	RLG_VR-01_
		TR-01	Timber railing	RLG_TR-01_
		WM-01	Wall mounted railing	RLG_WM-01_
		SP-01	Special railing	RLG_SP-01_
RMP			Ramps	
		CO-01	Concrete ramp	RMP_CO-01_
RDS			Roads	RDS_
ROF			Roofs	
		00-00	Generic Basic Roof	ROF_00-00_
		SH-01	Metal roof sheeting	ROF_SH-01_
	FA		Fascia	ROF_FA_
	GU		Gutter	ROF_GU_
	SF		Roof Soffit	ROF_SF_
	SG		Sloped Glazing	ROF_SG_
ROM			Rooms	ROM_
SEC			Security Devices	SEC_
SFA			Shaft Openings	SFA_
SIT			Site	SIT_
SIP			Pad	SIP_
SPC			Specialty Equipment	SPC_

Abbr..	Types		Category	Abbreviations
SPK			Sprinklers	SPK_
STA			Stairs	
		00-00	Assembled Stair	STA_00-00_
		SH-01	Carriage	STA_SH-01_
		CIP-01	Cast-In-Place Stair	STA_CIP-01_
		MLA-01	Monolitic Landing	STA_MLA-01_
		MRU-01	Monolitic Run	STA_MRU-01_
		NMLA-01	Non-Monolitic Landing	STA_NMLA-01_
		NMRU-01	Non-Monolitic Run	STA_NMRU-01_
		PRC-01	Precast Stair	STA_PRC-01_
SAR			Structural Area Reinforcement	SAR_
SBS			Structural Beam Systems	SBS_
SCO			Structural Columns	SCO_
SCN			Structural Connections	SCN_
SFO			Structural Foundations	SFO_
SFA			Structural Framing	SFA_
SPR			Structural Path Reinforcement	SPR_
SRB			Structural Rebar	SRB_
SSF			Structural Stiffeners	SSF_
STR			Structural Trusses	STR_
TEL			Telephone Devices	TEL_
TOP			Topography	TOP_
WAL			Walls	
		00-00	Generic (Basic Wall)	WAL_00-00_
		BL-01	Blocs	WAL_BL-01_
		BR-01	Bricks	WAL_BR-01_
		CO-01	Concrete	WAL_CO-01_
		LL-01	Lease Line	WAL_LL-01_
		LOU-01	Louvre	WAL_LOU-01_
		SF-01	Shop front	WAL_SF-01_
		SS-01	Steel Studs	WAL_SS-01_
		TP-01	Toilet Partition	WAL_TP-01_
		TS-01	Timber Stubs	WAL_TS-01_
		TU-01	Tilt Up Walls	WAL_TU-01_
	CWA		Curtain Wall Mullions	
		00-00	Generic Curtain Wall	CWA_00-00_
		SH-01	Curtain Wall Shop Front	CWA_SH-01_
		DECO-01	Curtain Wall Décor	CWA_DECO-01_
	SK-01		Stacked Wall	WAS_SK-01_
WIN			Windows	
		FX	WINDOW FIXED	WIN_FX_
		CS	WINDOW CASEMENT	WIN_CS_
		AW	WINDOW AWNING	WIN_AW_
		DH	WINDOW DOUBLE HUNG	WIN_DH_
		SL	WINDOW SLIDING	WIN_SL
		LV	WINDOW LOUVRE	WIN_LV
		MP	WINDOW MULTI PANELS	WIN_MP_
		AG	WINDOW ANGLE	WIN_AG_
		VX	WINDOW VELUX	WIN_VX_
WIR			Wires	WIR_
DIS			Dimension Settings	DIS_

ANNOTATION OBJECTS

Abbr.	Category
T-AIR	Air Terminal Tags
T-ARL	Area Load Tags
T-ARA	Area Tags
T-CTF	Cable Tray Fitting Tags
T-CTS	Cable Tray Tags
S-CLH	Callout Heads
T-CAS	Casework Tags
T-CLG	Ceiling Tags
L-COF	Color Fill Legends
T-COL	Columns Tags
T-COM	Communication Device Tags
T-CWP	Curtain Panel Tags
T-CWS	Curtain System Tags
T-CWM	Curtain Wall Mullions Tags
T-DAT	Data Device Tags
T-DET	Detail Item Tags
T-DOR	Door Tags
T-DCA	Duct Accessory Tags
L-DCF	Duct Color Fill Legends
T-DCF	Duct Fitting Tags
T-DCT	Duct Tags
T-ELE	Electrical Equipment Tags
T-ELF	Electrical Fixture Tags
S-ELM	Elevation Marks
S-ELV	Elevations
T-ENT	Entourage Tags
T-FIR	Fire Alarm Device Tags
T-FXD	Flex Duct Tags
T-FXP	Flex Pipe Tags
T-FLR	Floor Tags
T-FRN	Furniture System Tags
T-FRS	Furniture Tags
S-GNA	Generic Annotations
T-GEN	Generic Model Tags
S-GRH	Grid Heads
S-GRD	Grids
S-GRG	Guide Grid
T-KEY	Keynote Tags
S-LLH	Level Heads
S-LLS	Levels
T-LGD	Lighting Device Tags
T-LGF	Lighting Fixture Tags
T-MAF	Mass Floor Tags
T-MAS	Mass Tags
T-MAT	Material Tags
T-MEC	Mechanical Equipment Tags
T-MUC	Multi-Category Tags
T-NRS	Nurse Call Device Tags
T-PRK	Parking Tags

Abbr.	Category
T-PPA	Pipe Accessory Tags
L-PCF	Pipe Color Fill Legends
T-PPF	Pipe Fitting Tags
T-PPS	Pipe Tags
T-PPY	Piping System Tags
T-PLT	Planting Tags
T-PLM	Plumbing Fixture Tags
T-PRF	Profile Tags
T-PIF	Project Information
T-PTG	Property Tags
T-BLG	Railing Tags
T-RMP	Ramp Tags
T-REV	Revision Cloud Tags
T-REV	Revision Clouds
T-RDS	Road Tags
T-ROF	Roof Tags
T-ROP	Room Polylines
T-ROM	Room Tags
S-SCM	Section Marks
S-SEC	Sections
T-SEC	Security Device Tags
T-SFA	Shaft Openings Tags
T-SIT	Site Tags
T-MPA	Space Tags
T-SPC	Specialty Equipment Tags
S-SPC	Spot Coordinates
S-SES	Spot Elevation Symbols
S-SPE	Spot Elevations
S-SPS	Spot Slopes
T-SPK	Sprinkler Tags
T-STA	Stair Tags
T-SAR	Structural Area Reinforcement Tags
T-SBS	Structural Beam System Tags
T-SCO	Structural Column Tags
T-SCN	Structural Connection Tags
T-SFO	Structural Foundation Tags
T-SFA	Structural Framing Tags
T-SPR	Structural Path Reinforcement Tags
T-SRB	Structural Rebar Tags
T-SSF	Structural Stiffener Tags
T-STR	Structural Truss Tags
T-TEL	Telephone Device Tags
S-TLB	Title Blocks
T-TOP	Topography Tags
T-VWR	View Reference
S-VWT	View Titles
T-WAL	Wall Tags
T-WIN	Window Tags
T-WIR	Wire Tag

FAMILY HOST TYPE

Abbr.	Profile Type
UH	Un Hosted
FH	Floor Hosted
WH	Wall Hosted
RH	Roof Hosted
CH	Ceiling Hosted
FB	Face Based
LB	Line Based
AC	Adaptive Component
WP	Work Plan Based

ROBERTO GUZMAN
ARCHITECT

NAMING CONVENTION _ FAMILY NAME

WALLS

FAMILY NAMING

Wall Family Naming

Category		Type Abbreviation		Description
WAL	_	00-00	_	Generic (Basic Wall)
WAL	_	BL-01	_	Blockwork Wall
WAL	_	BR-01	_	Bricks Wall
WAL	_	CO-01	_	Concrete Wall
WAL	_	LL-01	_	Lease Line
WAL	_	LOU-01	_	Louvre
WAL	_	SF-01	_	Shop front
WAL	_	SS-01	_	Steel Sluds
WAL	_	TP-01	_	Toilet Partition
WAL	_	TS-01	_	Timber Studs
WAL	_	TU-01	_	Tilt Up Walls
CWA				Curtain walls

TYPE NAMING

Wall Type Naming

Studio		Category		Type		Overall Size		Thickness (THK) + Ext Finish		THK + Ext Sub		THK + Core		THK + Int Sub		THK + Int Finish		Fire Rating	hs	Other
		WAL	_	00-00	_	200	_		_		_		_		_		_	2	hs	
		WAL	_	BL-01	_		_		_		_		_		_		_			
		WAL	_	BR-01	_		_		_		_		_		_		_			
		WAL	_	CO-01	_		_		_		_		_		_		_			
		WAL	_	LL-01	_		_		_		_		_		_		_			
		WAL	_	LOU-01	_		_		_		_		_		_		_			
		WAL	_	SF-01	_		_		_		_		_		_		_			Shopping glazing
		WAL	_	SS-01	_		_		_		_		_		_		_			
		WAL	_	TP-01	_		_		_		_		_		_		_			
		WAL	_	TS-01																
		WAL	_	TU-01																

CEILINGS

FAMILY NAMING

Ceiling Family Naming

Category		Type Abbreviation		Description
CLG	_	00-00	_	Generic Floor
CLG	_	CO-01	_	Concret Floor
CLG	_	FC-01	_	
CLG	_	PB-01	_	Plasterboard Finish

TYPE NAMING

Ceiling Type Naming

Category	_	Type	_	Structure	CoreDim	_	Finish	Finish Size	_	Dimention (width x depth)	_	Fire Rating	hs	_	Accoustic	_	Description
CLG	_	00-00	_	0	0	_	White	.	_	.	_			_			CLG_00-00_White
CLG	_	CO-01	_	SUB	40	_	CT	10	_	600x200	_	2	hs	_			CLG_CT-01_SUB40_CT10_600x200_2hs
CLG	_	FC-01	_	SUB	40	_	FC	10	_	.	_			_			CLG_FC-01_SUB40_FC12
CLG	_	PB-01	_	SUB	40	_	PB	10	_	600x600	_			_			CLG_PB-01_SUB40_PB10_600x600

ROOFS

FAMILY NAMING

Roof Family Naming

Category		Type Abbreviation		Description
ROF	_	00-00	_	Generic Roof
ROF	_	CO-01	_	Concrete Roof
ROF	_	SH-01	_	Metal Roof Sheeting

TYPE NAMING

Roof Type Naming

Category	_	Type	_	Structure	CoreDim	_	TopFinish	TopFinish Size	_	Dimention (width x depth)	_	Fire Rating	hs	_	Description
ROF	_	00-00	_	GEN	400	_	.	.	_	.	_			_	ROF_00-00_400
ROF	_	CO-01	_	CON	250	_	.	.	_	.	_	2	hs	_	ROF_CO-01_250_2hs
ROF	_	SH-01	_	MSH	20	_	.	.	_	.	_			_	ROF_SH-01_MSH20

ROBERTO GUZMAN
ARCHITECT

NAMING CONVENTION _ WALLS, CEILINGS AND ROOFS NAME

BEST PRACTICE

STANDARD	Created from the standard Nickl & Partner template
VERSION SAVED	The family should be modeled on an older version of Revit installed in the office.
SIMPLICITY	The family should have the right amount of data
SIZE	The family should be of minimum file size a good size is to keep them under 1MB
NESTING	Minimum level of nesting families
TYPE / INSTANCE	The family should differentiate appropriately between Type and Instance Parameters
INSERTION POINT	Same origin point across similar families under the same category
REFERENCE PLANS	Named major reference planes. Unwanted reference planes deleted.
PURGE	The family should be cleaned and purged of anything unnecessary.
DIMENSION	Dimension outside of sketches and dimension to the reference planes rather than geometry
MATERIALS	Unwanted material deleted (use parameters shared to the materials nomination and apply a default)
CATEGORY	The family should be placed under an appropriate category. Limit the use of 'generic model' where possible.
SUB-CATEGORIES	Minimum subcategory used across families under the same category
NAMING	Family naming convention
PARAMETERS	The family should have intuitive and neat parameters. These parameters must respect the naming convention (Family parameter / Shared parameter)
CAD	No CAD elements
IMAGES	No Image
VISIBILITY	Turn off the Annotation Categories (dimensions, levels, Reference lines and reference planes)in 2D family before save it.
	Choice the best view thumbnail preview for save it (Rename 3d view as 'Preview')
BACKUPS	Save as, go to options, check do you have 1 Maximum backups.
VOIDS	Avoid Over-usage of Voids
MASK	The family should not have masking regions
FORMULA	Avoid Formula and Array that's possible
IN-PLACE	Create family components instead of in-place families
WARNINGS	The family should have no warnings.
HOST	The type of HOST must be indicated in the family name

Family Request Form

User / Project

New Family: ☐ Revision to Family: ☐ Delete Family: ☐

Requested by: _____ Date Requested: _____

Required by (date): _____

Estimated build time: _____

Project Name: _____ Family Number: _____

Project Number: _____ Date Completed: _____

Project Phase:

Family Details

Category: _____ e.g. Door, Window, Annotation, Furniture

Suggested Revit Name: _____ e.g. 0570_FU_Chair_Basic_UH

Actual Revit Name: _____

Type(s): (if applicable) _____ e.g. 600Wx600Dx1500H

Description: _____

LOD - Level of Detail

100	Schematic Size & Location	☐
200	Approximate Size & Location, include parameter data	☐
300	Accurate Size & Location, include materials and object parameters	☐
400	Accurate Size & Location, include materials, object parameters and fabrication details	☐
500	Elements modelled as constructed	☐

Generic ☐ Manufacture Specific ☐

Scheduled parameters

_____ e.g. Spec reference, Fire Rating

Please provide dimensioned drawings. Use additional pages or provide path(s) to appropriate information.

CAD file (link): _____

Manufactures details (link):

Plan	Front
Section	

Signoff

Name: _____

Signature: Date:

ROBERTO GUZMAN ARCHITECT

Curtain Walls

Studio	Category		Type		Mullion (M)		M-size (M-offset)		Vertical Grid	Layout	Spacing		Horizontal Grid	Layout	Spacing		M-Finish		Curtain Wall Panel (P)		P-Thickness (t)		P-Offset (o)		P-Finish (MATERIAL + COLOUR RGB)
	CWA	_	00-00	_	CWM	_	none	_	CGV	none	1600	_	CGH	none	2700	_	Dark Aluminium	_	CWP	_	26t	_	-13o	_	Green Glass
			SH-01				60x200			FD				FD											
			DECO-01				60x200 + 10x10			FN				FN											
			SK-01							MA				MA											
										MI				MI											

Type	
00-00	Generic Curtain Wall
SH-01	Curtain Wall Shop Front
DECO-01	Curtain Wall Décor
SK-01	Stacked Wall

Layout	
None	none
Fixed Distance	FD
Fixed Number	FN
Maximun Spacing	MA
Minimun Spacing	MI

Example

CWA_00-00_CWM_60x180(-29.5)_CGV-FD-1600-CGH-none_Aluminium_CWP_26t_0o_Blue Green Glass 126 192 184

CWA_00-00_CWM_10x10_CGV-none_CGH-none_Silicon Join_CWP_10t_0o_Corten Dark

CWA_00-00_CWM_3x32_CGV-none_CGH-none_Aluminium Grey_CWP_13.5t_0o_Glass Clear

Curtain Walls *(simplified variant)*

					Mullions										Curtain Panels			
Studio	Category		Type		Mullion (M)		M-size (M-offset)		Vertical Grid	Spacing	Layout		Horizontal Grid	Spacing	Layout		M-Finish		Curtain Wall Panel (P)		P-Thickness (t)		P-Offset (o)		P-Finish (MATERIAL + COLOUR RGB)
	CWA	_	00-00	_	CWM	_	none	_	VG	1600	none	_	HG	2700	none	_	Dark Aluminium	_	CWP	_	26t	_	-13o	_	Green Glass
			SH-01				60x200				fd				fd										
			DECO-01				60x200 + 10x10				fn				fn										
			SK-01								mas				mas										
											mis				mis										

Type	
00-00	Generic Curtain Wall
SH-01	Curtain Wall Shop Front
DECO-01	Curtain Wall Décor
SK-01	Stacked Wall

Layout	
None	none
Fixed Distance	fd
Fixed Number	fn
Maximun Spacing	mas
Minimun Spacing	mis

Example

CWA_00-00_CWM_60x180(-29.5)_VG1600fd_HGnone_Aluminium_CWP_26t_0o_Blue Green Glass 126 192 184

CWA_00-00_CWM_10x10_VGnone_HGnone_Silicon Join_CWP_10t_0o_Corten Dark

CWA_00-00_CWM_3x32_VGnone_HGnone_Aluminium Grey_CWP_13.5t_0o_Glass Clear

Example (without Type)

CWA_CWM_60x180(-29.5)_VG1600fd_HGnone_Aluminium_CWP_26t_0o_Blue Green Glass 126 192 184

CWA_CWM_10x10_VGnone_HGnone_Silicon Join_CWP_10t_0o_Corten Dark

CWA_CWM_3x32_VGnone_HGnone_Aluminium Grey_CWP_13.5t_0o_Glass Clear

Family Naming

Studio / Project		Category		Nesting		Type		Manufacture		Descriptor		Host/Size		Revit Version
PR	_	CA	_	N	_	TP	_	MF	_	DES	_	HS	_	RV

Doors Type

Abbr.	With (Diameter)	W (D)	x	Height	H	Thickness	T	Fire Rating	Number of panels (P)	Finished (Material)	Type Naming Description
SP	820	W	x	2400	H	40	T	2hs			820W x 2400H_40T_2hs
DP	520+520	W	x	2400	H	38	T			Shopfront glazing	520+520W x 2400H_38T_Shopfront Glazing
UP	420+820	W	x	2400	H	38	T				420+820W x 2400H_38T
SL	1200	W	x	2400	H	40	T				1200W x 2400H_40T
DL	620+620	W	x	2100	H	25	T				620+620W x 2100H_25T
PV	1100	W	x	2100	H	40	T				1100W x 2100H_40T
FD	4200	W	x	2100	H	40	T		6P		4200W x 2100H_40T_6P
RV	4000	D	x	2400	H						4000D x 2400H
RL	6000	W	x	2400	H						6000W x 2400H
OP	830	W	x	2440	H						830W x 2440H

Curtain Wall Panel Doors Type

Abbr.				Offset	F	Thickness	T	Fire Rating		Finished (Material)	Type Naming Description
SP				10	F	40	T				SP_10F_40T_Curtain Wall Panel Door Single Panel

Windows Type

Abbr.	With	W	x	Height	H	Default Sill Height	S	Fire Rating	N# of panels (P) Angle degree (G)	Finished (Material)	Type Naming Description
FX	600	W	x	1200	H	900	S	2hs			600W x 1200H_900S_2hs
CS	520+520	W	x	2400	H	900	S			Shopfront glazing	520+520W x 2400H_900S_Shopfront glazing
AW	920	W	x	1200	H	900	S	2hs			920W x 1200H_900S_2hs
DH	820	W	x	1200	H	900	S				820W x 1200H_900S
SL	1200	W	x	1400	H	900	S				1200W x 1400H_900S
LV	1400	W	x	1800	H	50	S				1400W x 1800H_50S
MP	3000	W	x	2100	H	30	S		4P		3000W x 2100H_30S_4P
AG	600	W	x	1200	H	900	S	2hs	90G		600W x 1200H_900S_2hs_90G
VX	900	W	x	1200	H						900W x 1200H

Curtain Wall Panel Windows Type

Abbr.				Offset	F	Thickness	T	Fire Rating		Finished (Material)	Type Naming Description
FX				-15	F	26	T	1 hr		Green Glass	FX_-15F_26T_1hr_Green Glass

DOORS

Category	Type
DOR_SP_Door Single Panel	
	820W x 2400H_40T_2hs
	920W x 2400H_40T_2hs
	1020W x 2400H_40T_2hs
DOR_DP_Door Double Panel	
	520+520W x 2400H_38T_Shopfront glazing
DOR_UN_Door Uneven Panels	
	420+820W x 2400H_38T
DOR_SL_Door Single Slider	
	1200W x 2400H_40T
DOR_DL_Door Double Slider	
	620+620W x 2100H_25T
DOR_PV_Door Pivot	
	1100W x 2100H_40T
DOR_FD_Door Fold	
	4200W x 2100H_40T_6P
DOR_RV_Door Revolving	
	4000D x 2400H
DOR_RL_Door Roller Shutter	
	6000W x 2400H
DOR_OP_Door Opening	
	830W x 2440H

Type Doors Abbrev	Description
SP	DOOR SINGLE PANEL
DP	DOOR DOUBLE PANELS
UP	DOOR UNEVEN PANELS
SL	DOOR SINGLE SLIDER
DL	DOOR DOUBLE SLIDER
PV	DOOR PIVOT
FD	DOOR FOLD
RV	DOOR REVOLVING
RL	DOOR ROLLER SHUTTER
OP	DOOR OPENING

CURTAIN WALL PANEL DOORS

Category	Type
CWP_SP_Curtain Wall Panel Door Single Panel	
	10F_40T_Green Glass
CWP_DP_Curtain Wall Panel Door Double Panel	
	0F_10T_Dark Grey Glass
CWP_UN_Curtain Wall Panel Door Uneven Panels	
	-15F_15T_Clear Glass
CWP_SL_Curtain Wall Panel Door Single Slider	
	-10F_20T_Solid Grey Aluminium
CWP_DL_Curtain Wall Panel Door Double Slider	
	-10F_20T_Solid Grey Aluminium
CWP_PV_Curtain Wall Panel Door Pivot	
	0F_25T_Solid Corten
CWP_FD_Curtain Wall Panel Door Fold	
	-20F_20T_Blue Glazing
CWP_RV_Curtain Wall Panel Door Revolving	
	-15F_30T_Clear Blue Glazing
CWP_RL_Curtain Wall Panel Door Roller Shutter	
	10F_30T_Aluminium Grey

WINDOWS

Category	Type
WIN_FX_Window Fixed	
	600W x 1200H_900S_2hs
WIN_CS_Window Casement	
	520+520W x 2400H_50S
WIN_AW_Window Awining	
	920W x 1200H_900S_2hs
WIN_DH_Window Double Hung	
	820W x 1200H_900S
WIN_SL_Window Sliding	
	1200W x 1400H_900S_2hs
WIN_LV_Window Louvre	
	1400W x 1800H_50S
WIN_MP_Window Multipanels	
	3000W x 2100H_30S_4P
WIN_AG_Window Angle	
	600W x 1200H_900S_2hs_90G
WIN_VX_Window Velux	
	900W x 1200H

Windows Abbr	Description
FX	WINDOW FIXED
CS	WINDOW CASEMENT
AW	WINDOW AWNING
DH	WINDOW DOUBLE HUNG
SL	WINDOW SLIDING
LV	WINDOW LOUVRE
MP	WINDOW MULTI PANELS
AG	WINDOW ANGLE
VX	WINDOW VELUX

CURTAIN WALL PANEL WINDOWS

Category	Type
CWP_FX_Curtain Wall Panel Window Fixed	
	-15F_26T_1hr_Green Glass
CWP_CS_Curtain Wall Panel Window Casement	
	0F_10T_Solid Steel
CWP_AW_Curtain Wall Panel Window Awining	
	10F_20T_Timber
CWP_DH_Curtain Wall Panel Window Double Hung	
	10F_26T_Grey Lighting Glass
CWP_SL_Curtain Wall Panel Window Sliding	
	0F_26T_Blue Glazing
CWP_LV_Curtain Wall Panel Window Louvre	
	40T_Dark Grey Aluminiun
CWP_MP_Curtain Wall Panel Window Multipanels	
	-20F_60T_4P_Timber
CWP_AG_Curtain Wall Panel Window Angle	
	-15_26T_90G_Clear glazing
CWP_VX_Curtain Wall Panel Window Velux	
	20F_20T_Dark Glazing

NAMING CONVENTION _ DOORS AND WINDOWS

DOORS

FAMILY NAMING

Door Family Naming

Category		Type Abbreviation		Description
DOR	_	SP	_	Single Panel
DOR	_	DP	_	Double Panels
DOR	_	UP	_	Uneven Panels
DOR	_	SL	_	Single Slider
DOR	_	DL	_	Double Slider
DOR	_	PV	_	Pivot
DOR	_	FD	_	Fold
DOR	_	RV	_	Revolving
DOR	_	RL	_	Roller Shutter
DOR	_	OP	_	Opening

Curtain Panel Door Family Naming

Category 1 (DOR/WIN)		Category 2		Type Abbreviation		Description
DOR	_	CWP	_	SP	_	Single Panel
DOR	_	CWP	_	DP	_	Double Panels
DOR	_	CWP	_	UP	_	Uneven Panels
DOR	_	CWP	_	SL	_	Single Slider
DOR	_	CWP	_	DL	_	Double Slider
DOR	_	CWP	_	PV	_	Pivot
DOR	_	CWP	_	FD	_	Fold
DOR	_	CWP	_	RV	_	Revolving
DOR	_	CWP	_	RL	_	Roller Shutter
DOR	_	CWP	_	OP	_	Opening

TYPE NAMING

Door Type Naming

Abbreviation Type	-	With (Diameter)	W (D)	x	Height	H	-	Thickness	T	-	Fire Rating	hs	-	Number of panels (P)	-	Finished (Material)
SP	_	820	W	x	2400	H	_	40	T	_	2	hs	_		_	
DP	_	520+520	W	x	2400	H	_	38	T							Shopping glazing
UP	_	420+820	W	x	2400	H	_	38	T							
SL	_	1200	W	x	2400	H	_	40	T							
DL	_	620+620	W	x	2100	H	_	25	T							
PV	_	1100	W	x	2100	H	_	40	T							
FD	_	4200	W	x	2100	H	_	40	T	_				6P		
RV	_	4000	W	x	2400	H										
RL	_	6000	W	x	2400	H										
OP	_	830	W	x	2440	H										

Curtain Panel Doors Type Naming

Type		M-Thickness (t)	t		P-Offset (o)	o		P-Finish (Colour)
SP	_	40	t	_	10	o	_	Green Glass
DP	_	10	t	_	0	o	_	Dark Grey Glass
UP	_	15	t	_	-15	o	_	Clear Glass
SL	_	20	t	_	-10	o	_	Solid Grey Aluminium
DL	_	20	t	_	-10	o	_	Solid Grey Aluminium
PV	_	25	t	_	0	o	_	Solid Corten
FD	_	20	t	_	-20	o	_	Blue Glazing
RV	_	30	t	_	-15	o	_	Clear Blue Glazing
RL	_	30	t	_	10	o	_	Aluminium Grey

WINDOWS

FAMILY NAMING

Window Family Naming

Category		Type Abbreviation		Description
WIN	_	FX	_	Window Fixed
WIN	_	CS	_	Window Casement
WIN	_	AW	_	Window Awning
WIN	_	DH	_	Window Double Hung
WIN	_	SL	_	Window Sliding
WIN	_	LV	_	Window Louvre
WIN	_	MP	_	Window Multi Panels
WIN	_	AG	_	Window Angle
WIN	_	VX	_	Window Velux

TYPE NAMING

Window Type Naming

Abbreviation Type	-	With	W (D)	x	Height	H	-	Default Still Height	T	-	Fire Rating	hs	-	Number of panels (P) Angle degree (G)	P / G	-	Finished (Material)
FX	_	600	W	x	1200	H	_	900	S	_	2	hs	_				
CS	_	520+520	W	x	2400	H	_	900	S							_	Shopping glazing
AW	_	920	W	x	1200	H	_	900	S		2	hs	_				
DH	_	820	W	x	1200	H	_	900	S								
SL	_	1200	W	x	1400	H	_	900	S								
LV	_	1400	W	x	1800	H	_	50	S								
MP	_	3000	W	x	2100	H	_	30	S				_	4	P		
AG	_	600	W	x	1200	H		900	S	_	2	hs	_	90	G		
VX	_	900	W	x	1200	H											

Curtain Panel Window Family Naming

Category 1 (DOR/WIN)		Category 2		Type Abbreviation		Description
WIN	_	CWP	_	FX	_	Window Fixed
WIN	_	CWP	_	CS	_	Window Casement
WIN	_	CWP	_	AW	_	Window Awning
WIN	_	CWP	_	DH	_	Window Double Hung
WIN	_	CWP	_	SL	_	Window Sliding
WIN	_	CWP	_	LV	_	Window Louvre
WIN	_	CWP	_	MP	_	Window Multi Panels
WIN	_	CWP	_	AG	_	Window Angle
WIN	_	CWP	_	VX	_	Window Velux

Curtain Panel Window Type Naming

Type		M-Thickness (t)	t		P-Offset (o)	o		P-Finish (Colour)
FX	_	26	t	_	-13	o	_	Green Glass
CS	_	26	t	_	0	o	_	Dark Grey Glass
AW	_	15	t	_	-15	o	_	Clear Glass
DH	_	15	t	_	-15	o	_	Solid Grey Aluminium
SL	_	15	t	_	0	o	_	Solid Grey Aluminium
LV	_	26	t	_	0	o	_	Solid Corten
MP	_	26	t	_	-26	o	_	Blue Glazing
AG	_	15	t	_	-15	o	_	Clear Blue Glazing
VX	_	15	t	_	0	o	_	Aluminium Grey

FLOOR

- Foor
- Slab Edge

FAMILY NAMING

Floor Family Naming

Category		Type Abbreviation		Description
FLR	_	00-00	_	Generic Floor
FLR	_	CO-01	_	Concret Floor

Slab Edge Family Naming

Category		Type Abbreviation		Description
FLR	_	FLE	_	Slab Edge

TYPE NAMING

Floor Type Naming

Category	-	Type	-	Default Thickness	-	Fire Rating	hs	-	Extra Details / Material / Colour	-	Description
FLR		00-00	_	200	_			_	.	_	Generic Floor Thickness 200mm
FLR		CO-01	_	400	_	2	hs	_	.	_	Concrete Floor Thickness 400mm
FLR		TI-01	_	20	_			_	400x400 Grey	_	Tiling 400x400 Thickness 20mm Grey

Slab Edge Type Naming

Category	-	Type	-	Height x Width	-	Fire Rating	hs	-	Extra Details / Material / Colour	-	Description
FLR	_	FLE	_	400 x 200	_	2	hs	_	Generic	_	Generic Floor Thickness 200mm
FLR	_	FLE	_	400	_				Concrete	_	Concrete Floor Thickness 400mm
FLR	_	FLE	_	20	_				Grey Tiling 400x400	_	Tiling 400x400 Thickness 20mm Grey

PROFILES

FAMILY NAMING

Profile Family Naming

Category	_	Type Abbreviation	_	Description
PRF	_	FA	_	Profile Fascia
PRF	_	GE	_	Profile Generic
PRF	_	GU	_	Profile Mullions
PRF	_	MU	_	Profile Railing
PRF	_	RA	_	Profile Reveal
PRF	_	RE	_	Profile Slab Edge
PRF	_	SE	_	Profile Slab Metal Deck
PRF	_	SM	_	Profile Stair Nosing
PRF	_	SN	_	Profile Stair Riser
PRF	_	SR	_	Profile Stair Riser
PRF	_	SS	_	Profile Stair Support
PRF	_	ST	_	Profile Stair Tread
PRF	_	WF	_	Profile Wall Foundation
PRF	_	WS	_	Profile Wall Sweep

TYPE NAMING

Profile Type Naming

Abbreviation Type	_	With	W (D)	x	Height	H	_	Default Still Height	T	_	Fire Rating	hs	_	Description
FA	_	820	W	x	2400	H	_	40	T	_	2	hs	_	Shopping glazing
GE	_	520+520	W	x	2400	H	_	38	T					
GU	_	420+820	W	x	2400	H	_	38	T					
MU	_	1200	W	x	2400	H	_	40	T					
RA	_	620+620	W	x	2100	H	_	25	T					
RE	_	1100	W	x	2100	H	_	40	T					
SE	_	4200	W	x	2100	H	_	40	T					
SM	_	4000	W	x	2400	H	_							
SN	_	6000	W	x	2400	H	_							
SR														
SS														
ST														
WF														
WS		830	W	x	2440	H								

STAIRS

FAMILY NAMING

Stairs Family Naming

Category		Type Abbreviation		Description
STA	_	00-00	_	Assembled Stair
STA	_	SH-01	_	Carriage Stair
STA	_	CIP-01	_	Cast-in-Place Stair
STA	_	MLA-01	_	Monolitic Landing
STA	_	MRU-01	_	Monolitic Run
STA	_	NMLA-01	_	Non-Monolitic Landing
STA	_	NMRU-01	_	Non-Monolitic Run
STA	_	PRC-01	_	Precast Stair

TYPE NAMING

Stairs Type Naming

Abbreviation Type	_	Min Tread Depth	R	x	Max Rise Height	T	_	Width	W	_	Fire Rating	hs	_	Finished (Material)
00-00	_	280	W	x	180	T	_	1200	W	_				
SH-01	_	280	W	x	180	T	_	1000	W	_			_	Shopping glazing
CIP-01	_	280	W	x	180	T	_	1000	W	_	2	hs		
MLA-01	_													
MRU-01	_													
NMLA-01	_													
NMRU-01	_													
PRC-01	_													

ROBERTO GUZMAN
ARCHITECT

NAMING CONVENTION _ PROFILES AND STAIRS NAME

Fill Patterns Naming

Use	Type	_	Rotation	_	Description
M	LI	_	000	_	DES
D	CH		045		
	CU		090		
			120		
			135		
			180		

Use

M	Model
D	Detail

Type

LI	Line
CH	CrossHatch
CU	Custom
SD	Solid

Examples
Basic
MCH_000_015x015mm
MLI_045_03.0mm
Custom
<Solid Fill>
MCU_Aluminium

Line Styles

Prefix	_	Pen	_	Description	_	Line Pattern	_	Line Colour
PF	_	P	_	DES	_	LP	_	RR
DL		01		DES		Solid		Red
zREF		02				Hidden		Yellow
		03						Green
		04						Cyan
		05						Blue
		06						Magenta
		07						White
		08						Black
		09						255150000
		10						
		11						
		12						
		13						
		14						
		15						
		16						

Field	Description
Prefix	Code for Prefix. See below table.
Pen	Code for Pen, see Line Weight Table
Description	Code for Description.
Line Pattern	Code for Line Pattern, see Line Pattern Table
Line Colour	Code

Filled Regions Naming

Fill Pattern Type	Fill Pattern Name	_	Description	_	Background	_	Colour of Pattern (RGB)
M	LI	_	DES	_	T	_	Red
D	CH				O		Yellow
	CU						Green
	SD						Cyan
							Blue
							Magenta
							White
							Black
							255-150-000

Fill Pattern Type

M	Model
D	Detail

Fill Pattern Name

LI	Line
CH	CrossHatch
CU	Custom
SD	Solid

Background

O	Opaque
T	Transparent

Examples

Name	Notes
DCH_000_01.5x01.5mm_T_Red	
DCH_000_03.0x03.0mm_T_255000023	Full RGB value for custom colours
MCU_Aluminum_T_Black	

ROBERTO GUZMAN
ARCHITECT

FILL PATTERN, FILLET REGION & LINE STYLES

Materials Images Naming

Category Finish Type	_	Manufacturer	_	Code	_	Descriptor	+	Bump / Cutout	+	File Extension
Cat	_	M	_	cde	_	App	_	bump _cutout		.jpg .png .bmp

Revit Material Naming

Identifier	_	Material Category	_	Size	_	Render Appearance / Colour
Id	_	Cat	_	Sz	_	App

Parameter Naming

Descriptor	Parameter Type
DES _	PT

Parameter Naming
Property names shall be entered as PascalCase, and where a parent-child relationship occurs, the child shall be prefixed with the corresponding parent property so that they are sorted logically.
All Parameters shall be suffixed with their type, see below.
Refer to "General Naming Philosophies" for colour coding and basic naming conventions.
Refer to ISO 19650 Code descriptions and options.

Parameter Type	Suffix
Text	T
Integer	I
Number	N
Length	L
Area	R
Volume	V
Angle	A
Slope	S
URL	U
Currency	C
Material	M
Multiline text	MT
Yes/No	Y
<Family Type...>	F

Shared Parameter Naming

Category	Descriptor	Parameter Type
CA	_DES_	PT

Shared Parameter Naming
All Buchan Shared Parameters shall be prefixed there Category and suffixed with their type.
Refer to Revit Standard - Object Styles Abbreviations for prefix.
Refer to "General Naming Philosophies" for colour coding and basic naming conventions.
Refer to ISO 19650 Code descriptions and options.

Examples

Category	Descriptor	Parameter Type	Result	Description
DOR	Width	L	DOR_Width_L	Door specific Parameter
MUC	Comments	T	MUC_Comments_T	Multi-category use, can be used across multiple Categories

ROBERTO GUZMAN
ARCHITECT

NAMING CONVENTION _ MATERIALS & PARAMETERS

Text Styles

Category		Size		Background		Colour		Extras
TXT	-	2-0	-	O	-	Red	-	
		3-5		T		Yellow		
		5-0				Green		
						Cyan		
						Blue		
						Magenta		
						White		
						Black		
						255150000		

Titles & Major Area Designation	5.0mm
Room Names, Grid Tags & Reference Numbers	3.5mm
Detail, Section & Elevation Notes	2.0mm
Dimensions & General Notes	2.0mm

Text		
Font Type:	Arial	
Font Sizes:	Varies	
Tab Size:		2mm
Bold:	false	
Italic:	false	
Underline:		false
Width Factor:	0.9	

Graphics	Buchan Standard
Colour:	Black
Line Weight:	1
Background:	Transparent
Show Border:	false
Leader/Border Offset:	2mm
Leader Arrowhead	Arrow (TBA)

Field	Option	Description
Category	TXT/LBL	Text or Label
Size		Size of text mm
Background	T/O	Transparent or Opaque
Colour		Colour of Pattern as per General Naming Philosophies
Extras		Any Property the varies from the Default Settings as listed below. I.e. Bold, Box, Italic etc. separated by an underscore "_" All using 4 characters as per the Abbreviation List below. Order in ascending order as per the properties palette, see examples.

Abbreviation List

Abbreviation	Detail
TXT	Text
LBL	Label
O	Opaque
T	Transparent
BOX1	Show border is on and the Line Weight is set to 1 (which controls the borders thickness.)
DOT2	Dot style leader is used with 2mm offset.
ARR4	Arrow style leader is used with 4mm offset
TAB5	Tab size is altered and set to 5mm
BOLD	At a type level is set to Bold
ITAL	At a type level is set to Italic
UNDL	At a type level is set to Underline
W0-6	Width Factor is 0.6

TXT_2-0_T_255000000
TXT_3-5_T_255000000
TXT_5-0_T_255000000
TXT_7-5_T_255000000
TXT_10-0_T_255000000

TX_2-0_O
TX_2-0_T
TX_2-0_T_Narrow
TX_2-0_T_Bold
TX_3-5_T
TX_3-5_T_Bold
TX_3-5_T_BOXED
TX_5-0_T
TX_5-0_T_BOXED
TX_7-5_T
TX_7-5_T_BOXED
TX_10-0_T

TXT_2-0_T_100100100
TXT_3-5_T_100100100
TXT_5-0_T_100100100
TXT_7-5_T_100100100
TXT_10-0_T_100100100

TXT_2-0_T_200200200
TXT_3-5_T_200200200
TXT_5-0_T_200200200
TXT_7-5_T_200200200
TXT_10-0_T_200200200

TXT_2-0_T_254254254
TXT_3-5_T_254254254
TXT_5-0_T_254254254
TXT_7-5_T_254254254
TXT_10-0_T_254254254

ROBERTO GUZMAN
ARCHITECT

NAMING CONVENTION _ TEXTS NAME